



# Contents

## Heutink International 4

## New products 8

## Connected learning 10

## Mathematical play (3–6 years) 13

Numeracy	13
Number sense and counting	13
Operations	22
Measuring	48
Length, area and perimeter	48
Volume	50
Weighing	52
Time and planning	54
Geometry	66
Colour and shape	66
Sorting and serializing	72
Spatial orientation	78
Math boxes by Jef van Kuijk	87

## Mathematics (6–12 years) 25

Numeracy	25
Measuring	56
Geometry	90

## Language play (3–6 years) 99

Words	99
Vocabulary	99
Speech	104
Communication	104
Discrimination	109
Auditive discrimination	109
Visual discrimination	111
Tactile discrimination	113
Nederlandse taal / Dutch market	115

## Language and other 122

Dutch market	125
German market	128

## Motor play 131

Motor development	131
Fine motor skills	131
Gross motor skills	140

## Puzzle play 143

Knob puzzles	143
Jigsaw puzzles	146
Augmented Reality	149
Layer puzzles	154
Specials	156
Puzzle cases	158

## Pretend play 161

Furniture and accessories	161
Dressing up	172

## Keyword Index 174

## Heutink International

# Grow with Heutink International.

**We create, develop, produce and sell educational products.**

### **Create**

The close contact we have with our local distributors, schools, kindergartens, teachers and other educational experts, inspires us immensely to come up with ideas for new products. Alongside, our product development team consisting of people with knowledge about education, sales, marketing, sourcing and production, also comes up with ideas for new products. The best ideas are being selected and transferred to the actual product development process.

### **Develop**

In the development process the actual product design and content is defined. Based upon this a feasibility study follows, to see whether the product can be made in our factories, at reasonable and marketable prices and quality. If this is the case a prototype will be made in order to examine whether the product meets our expectations. It is possible that some adjustments need to be made, but it is also possible that the prototype will be approved.

### **Produce**

When the prototype is approved, the minimum order quantity will be put in production. This is done in one of our factories.

### **Sell**

We usually introduce our new products at the International Toy Fair in Nuremberg. After this first introduction, we pay the distributors in our international network a visit and demonstrate the new products to them. The sales can begin!

### **'Grow with Heutink' means being able to do two things:**

1. To support children all over the world in their development. We believe that learning through play is an essential component to a child's growth and development.
2. To support our customers who share the same passion. Our goal is to share our knowledge and make you benefit from it.

## Made with care in our own factories.



At Heutink International we produce our products and brands in our own factories in the Netherlands, China and Sri Lanka. Although these locations each have their own specialties, they all have in common the commitment to attain high-grade craftsmanship, involvement, the pursuing of perfection, and a high dose of social responsibility. We combine sustainable, advanced technologies with human skills and attention.

### **Making the world a better place**

We bear children and the environment in mind. Therefore, we focus on developing safe and high-quality educational products. Our main production principles are quality, safety, and durability.

### **Quality**

We use sustainable materials, such as water-based inks and paints. A strict quality control guarantees unsurpassed products.

### **Safety**

Our products meet the demands of various toy safety regulations and comply with the Directive 2009/48/EC on the safety of toys, including EN71 and ASTM.

### **Durability**

Our products are designed and manufactured in such a way that they are able to endure for many years in childcare and schools.

### **Private Label**

Would you like to develop your own products but do not know how? We design, develop and produce them for you. This is one of the options we offer to help you grow.

Please contact us for more information.





# Educo and Jegro, brands of Heutink International.

Educo and Jegro are brands of Heutink International. Heutink International provides the best global educational brands that focus on learning by doing. Together with our team of educational specialists, we design and develop innovative materials that entice activity and support development.

## Educo

Educo provides play-based learning through active hands-on products that inspire growth and success in children ranging in age from 3 to 6 years.

## Jegro

Jegro's educational products provide children, ranging in age from 6 to 12 years, with insight in challenging and abstract subjects.

As together these two brands make a unique continuous learning model for children ranging in age from 3 to 12 years, we have combined them in this catalogue.

## Brands of Heutink International:

**Nienhuis**  
MONTESSORI



[www.heutink.com](http://www.heutink.com)

[www.nienhuis.com](http://www.nienhuis.com) | [www.educo.com](http://www.educo.com) | [www.jegro.com](http://www.jegro.com) | [www.heutinkartsandcrafts.com](http://www.heutinkartsandcrafts.com)

# New products



Magic numbers  
90000022 Page 10 + 13



Happy hammer - numbers  
90000055 Page 13



Shape together  
90000021 Page 10 + 66



Math puzzles  
Page 24 + 157



Make the right move  
90000056 Page 78 + 140



Coding animals  
90000052 Page 79



Math box 1  
493600 Page 87



Math box 2  
494001 Page 87



Math box 3  
494002 Page 88



Math box 4  
492000 Page 88



Math box 5  
492100 Page 88





Math box 6  
493000 Page 89



Math box 7  
493100 Page 89



Mindmapping - sort the picture 90000054 Page 99



Klik het woord  
90000050 Page 116



Timmer het woord  
90000051 Page 117



Knob puzzles surprise  
Page 144



The four seasons puzzles  
Page 152



My world puzzles  
Page 152



Technology and transport puzzles  
Page 153



Extreme weather puzzles  
Page 153



Layer puzzles  
Page 154



Vocabulary puzzles  
Page 156

## Connected learning



### Interactive wooden stamps for early learning

Early learning has never been easier and more fun than by stamping the right stamps onto the tablet! All products of Educo connected learning combine a physical product with a learning app on a tablet. The wooden blocks work with the body's static electricity, which makes them 100% electricity and battery-free. The sensors creating interaction with the tablet are made from flexible material, safe to be used on a tablet screen. Educo connected learning is compatible with all iPads, except iPad 1, and many Android tablets (Samsung, Lenovo, Asus).

#### Magic numbers ▶

Combine interactive wooden stamps with a learning app on a tablet. Develop a strong number sense by counting, comparing, adding and subtracting. All games can be played independently.

##### Contents:

- 24 wooden stamps:
  - numbers 1-20
  - math signs +, -, > and =
- free app
- wooden box (24.5 x 29.5 x 4.5 cm)

90000022 Magic numbers



New product

Early learning has never been easier and more fun than by stamping the right stamps onto the tablet!



New product



#### ◀ Shape together

Combine interactive wooden stamps with a learning app on a tablet. Play together up to 4 children to learn about different shapes and colours. The 5 different games can be played independently and improve social and cooperative skills.

##### Contents:

- 24 wooden stamps:
  - 8 black shapes
  - 8 shapes with outline
  - 8 colours
- free app
- wooden box (24.5 x 29.5 x 4.5 cm)

90000021 Shape together



All products of Educo connected learning combine a physical product with a learning app on a tablet.

# Magic Phonics ▶



Interactive wooden stamps for learning English. Children are guided to learn letters, words and sounds at increasing difficulty levels with immediate audiovisual feedback. Suitable for early learning development of native speakers, and to learn English as a foreign language.

**Contents:**

- 49 wooden connected stamps
- free app with 18 sequences and 150 words. In US or UK English
- wooden box with 2 layers (36.5 x 25 x 8.5 cm)

90000002 Magic Phonics



**Magic Phonics app menu**

- Accent selection (UK/US/...)
- Phonics discovery
- Writing machine
- Free writing
- Wordbook
- Step by step reading sequences

The app contains:

- 18 sequences to learn phonics step by step
- 150 words to work with learning activities to develop phonemic awareness, to enrich vocabulary, and to build the fundamentals of writing and reading.



# ◀ Kiene Klanken



**De houten interactieve klankstempelset**

Stempel met fysieke stempels op de tablet en oefen spelenderwijs met letters, klanken en woorden, ondersteund door beeld én geluid. Kiene Klanken is ontwikkeld voor groep 3. De speciale letter-, woord- en klankoefeningen sluiten naadloos aan bij de aanvankelijk leesmethodes van nu (Veilig leren lezen en Lijn 3). In groep 1 en 2 is de set zeer geschikt voor kinderen met een voorsprong in lezen. De stempels werken zonder wifi of bluetooth en zijn niet afhankelijk van batterijen. Kiene klanken is ontwikkeld in samenwerking met Marbotic, onze innovatiepartner voor onderwijs.

**Inhoud:**

- 42 interactieve klankstempels in twee lagen verdeeld
  - 26 enkele klanken (formaat 4 x 5.8 cm)
  - 16 dubbele / speciale klanken (formaat 7 x 5.8 cm)
- houten kist met 2 lagen en deksel (28,5 x 25 x 8 cm)

E523400 Kiene Klanken



De bijbehorende app is te downloaden in de App Store en via Google Play. Beschikbaar voor iOS en Android.

## Mathematical Play / Mathematics

### Encourage children to develop their mathematical skills

Play with math materials and become a true mathematician.



# Mathematical play (3–6 years)

Numeracy

Number sense and counting

Operations

## Number sense and counting

Number sense and counting are all about getting to know the symbols, meaning, positions, and representations of numbers. The main goal for children is to be able to use the symbols and ordinals, to determine an amount and to develop insight into quantities and meaning of numbers. Counting objects, dialling a phone number and connecting numbers to quantities are activities which stimulate number sense and counting.

### Magic numbers ▶

Combine interactive wooden stamps with a learning app on a tablet. Develop a strong number sense by counting, comparing, adding and subtracting. All games can be played independently.

Download the app for free. Compatible with all Ipad (except for Ipad 1) and many Android tablets (Samsung, Lenovo, Asus).

#### Contents:

24 wooden stamps:

- numbers 1-20
- math signs +, -, > and =
- free app
- wooden box (24.5 x 29.5 x 4.5 cm)

90000022 Magic numbers

New product



Early learning has never been easier and more fun than by stamping the right stamps onto the tablet!



New product


### Happy hammer - numbers

Hammer numbers and sums on the cork board. Increase number sense and stimulate fine motor skills.

#### Contents:

- 50 blue wooden numbers
- 20 blue wooden math signs
- 10 red wooden counters
- 10 white wooden counters
- 2 boxes of brass nails
- 2 wooden hammers
- 2 cork boards
- wooden box with partitions

90000055 Happy hammer - numbers



**New products**

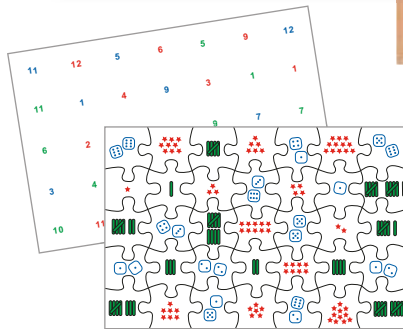
**Math puzzles** ▶

Early math puzzles to practise quantities up to 12. There is an increase in difficulty in both the contents of the puzzle as the number of pieces. Available separately or as a set of 4.

**Contents:**

- wooden frame (40 x 40 cm)
- plastic sheet with answers
- 24 or 35 wooden jigsaw pieces

- 90000062** Math puzzle - quantities up to 6 (24)
- 90000064** Math puzzle - quantities up to 12 (35)



Match the number structures on the puzzle pieces with the number symbols in the frame.



◀ **Find and count on colour**

Search for items on the theme boards in colours of the assignment strips. For each item found, place a bead on the stand. Flip the assignment strip over for the answers - shown in both dots and numbers. Stimulate colour recognition, counting and number sense up to 5.

**Contents:**

- 6 plastic theme boards
- 6 plastic assignment strips
- 50 plastic beads
- wooden stand
- wooden box (36 x 24 x 8.5 cm)

- E523041** Find and count on colour
- E523066** Find and count on colour - extra stand
- E522886** Find and count - additional red beads (100)

**Find and count up to 10** ▶

Search for assignment strip items on the theme boards. For each item found, place a bead on the stand. Flip the assignment strip over for the answers - shown in both dots and numbers. Stimulate counting and number sense up to 10.

**Contents:**

- 6 plastic theme boards
- 6 plastic assignment strips
- 100 plastic beads
- wooden stand
- wooden box (36 x 24 x 8.5 cm)

- E522884** Find and count up to 10
- E522885** Find and count up to 10 - additional wooden stand
- E522886** Find and count - additional red beads (100)



## Find and count up to 20 ▶

Search for assignment strip items on the theme boards. For each item found, place a bead on the stand. Flip the assignment strip over for the answers shown in numbers. Stimulate counting and number sense up to 20.

### Contents:

- 6 plastic theme boards
- 6 plastic assignment strips
- 120 plastic beads
- 2 wooden stands
- wooden box (36 x 24 x 8.5 cm)

**E523240** Find and count up to 20

**E523244** Find and count up to 20  
- extra stand

**E522886** Find and count  
- additional red beads (100)



## ◀ Counting memo

Play games using one to one correspondence or by matching identical numerals. Children's counting, matching and memorization skills are strengthened. Assignment cards can provide a starting point for play or use cards individually to create match and memory games.

### Contents:

- 6 plastic assignment cards
- 48 plastic image cards
- wooden box (34 x 20 x 7 cm)

**E523042** Counting memo



## Inlay puzzle board fingers and toes ▶

Inlay puzzle board with 10 colourful fingers and toes to introduce number correspondence. Each finger or toe features a number and the frame corresponds numerically in dots. Practising putting the pieces into place helps children gain in dexterity and shape recognition.

### Contents:

- wooden frame (36.5 x 36.5 cm)

**E522969** Inlay puzzle board fingers and toes



## Number puzzle 1-10 ▶

Number puzzles 1 - 10 clearly introduces one to one number correspondence to children. Count the dots and match with a number symbol. Check answers by fitting the puzzle pieces together. Self-checking.

**Contents:**

- 20 wooden puzzle pieces
- wooden box (16 x 9 x 5 cm)

**353000** Number puzzle 1-10



## ◀ Counting diagram 1 - 5

Discover and combine cards with the same number representation. Numbers 1-10 are visualised in various ways, with number symbols, dice, part of a circle, stars and squares.

**Contents:**

- wooden frame (34 x 34 cm)
- 25 plastic image cards

**E522176** Counting diagram 1 - 5


## Counting diagram 6 - 10 ▶

Discover and combine cards with the same number representation. Numbers 1-10 are visualised in various ways, with number symbols, dice, part of a circle, stars and squares.

**Contents:**

- wooden frame (34 x 34 cm)
- 25 plastic image cards

**E522177** Counting diagram 6 - 10



## ◀ Counting diagrams 11 - 15 + 16 - 20

Discover and combine cards with the same number representation. Numbers 11-20 are visualised in various ways, with number symbols, dice, apples, stars and squares.

**Contents:**

- 2 wooden frames (34 x 34 cm)
- 50 plastic image cards

**E523195** Counting diagrams 11 - 15 + 16 - 20



## ◀ Counting circle

Jigsaw wedges with 3 styles of numerals. Each wedge of cake sequentially goes up to 10. Work puzzle by wedges first or move in concentric circles by adding the values in order.

**Contents:**

- wooden frame (33.5 x 33.5 cm)
- 30 wooden puzzle pieces

**E522053** Counting circle



## ◀ Tello

With Tello, number constants and one to one correspondence is exercised. Children make equal quantities by using various objects. Play in a group or individually and practise number fluency up to 10.

**Contents:**

- 5 plastic playing fields
- 30 plastic image cards
- 55 plastic pawns
- 55 plastic pegs
- 55 plastic counters
- 55 plastic pawns
- wooden box (41 x 20 x 6 cm)

**E522496** Tello

## Counting street ▶

Deliver letters and learn to count to 10. Find the missing number in a series, addition and subtraction and number correspondence. Build teamwork by pairing up children to take turns delivering letters based on verbal directions and cues. Children can also work individually and deliver a number of envelopes to each house based on colour and numerals. Self-checking.

**Contents:**

- 2 wooden stands
- 2 wooden rows of houses
- 16 plastic assignment cards
- 10 plastic cards with numbers and dots
- 100 plastic envelopes in 10 colours
- wooden box (36.5 x 14 x 10.5 cm)

**E522882** Counting street



## ◀ Counting panorama

Children use counting and observational skills to complete these data game charts. Cross reference the game chart to apply the correct graphic image in the correct amount. By matching the values from the horizontal and vertical axes, children begin to be acquainted with charts.

**Contents:**

- 6 plastic matrix cards
- 150 plastic image cards
- wooden box (34 x 34 x 7 cm)

**E522498** Counting panorama

## Beetle counting game ▶

Match sets of beetle wings featuring dots and numbers. Combine dots with dots and numbers with numbers or both for more difficulty. Develop counting skills and number recognition up to 12. Self-checking.

**Contents:**

- wooden frame (40 x 40 cm)
- 50 plastic image cards

**E522102** Beetle counting game



## Counting bus with trailer - large ▶

Let passengers get on or off the bus to practise math skills. How many passengers take a ride with the bus? Dice and playing cards enhance the endless variety and complexity of games and lessons. Introduce counting, adding and subtracting up to 20.

**Contents:**

- bus (91 x 18 x 18 cm)
- 30 assignment cards in wooden box
- 20 passengers in 2 colours
- 4 dice: with 2 colours red and white, with + and -, with numbers and with dots

**E523119** Counting bus with trailer - large



## ◀ Thematic counting game

Children realize the value of equal sets as remaining the same, even when spread out, squeezed together or rearranged. Place the image cards next to the story board with the logical order or matching numeric value. When correct, turning all cards over onto the story board reveals one large image.

**Contents:**

- 8 plastic assignment cards
- 64 plastic image cards
- wooden box (34 x 20 x 6 cm)

**E522401** Thematic counting game

## ◀ Counting bus with trailer - mini

Small version of the counting bus. Ideal for small group work and remedial instruction. Create situations with the large counting bus to introduce counting, adding and subtracting up to 20, let children act out these situations individually or in pairs using the small counting bus.

**Contents:**

- bus (35 x 7 x 7 cm)
- 20 passengers in 2 colours
- 22 assignment cards in wooden box
- 4 dice: with 2 colours red and white, with + and -, with numbers and with dots

**E523326** Counting bus with trailer - mini

## Five in a row - math ▶

Game assignment cards introduce  $-1$  and  $+1$  and  $=$  in this preparatory math matching game. Children simply match the assignment cards along each axis. The wooden stand (available separately) allows children to check their work easily because of the self-check on the back.

**Contents:**

- 8 plastic assignment cards
- 32 plastic cards with math signs ( $-1$ ,  $+1$ ,  $=$ )
- 128 plastic image cards
- wooden box (31 x 29 x 8)

**E522237** Five in a row - math

**E522200** Wooden game stand



## ◀ Counting hands

Recognise quantities at a glance. Counting hands help children to trust their number skills and move away from using their own fingers.

**Contents:**

- 2 wooden hands on a wooden base with 10 bendable fingers

**E523001** Counting hands



## Find and count magnetic ▶

Place the assignment strip in the wooden board. Count the assigned images. Move the same amount of coloured balls with the magnetic pen. Turn the assignment strip for self check.

**Contents:**

- wooden board (29 x 36 cm)
- magnetic pen
- 10 cardboard assignment cards

**E523369** Find and count magnetic



## ◀ Counting caps (300)

Enjoy counting with these stackable counting caps! Make groups of quantities (e.g. groups of 5 caps) or sort by colour. The counting caps are also suitable for making sequences and continuing series.

**Contents:**

- 300 stackable plastic counting caps, in 10 different colours

**E522780** Counting caps (300)

## Counting eggs ▶

The 10 unbreakable eggs are magnetically held into place for class instruction. The egg box lid is a whiteboard surface. Children can compete to correctly answer equations written on the box lid with a whiteboard marker. Open the box to check the answer by counting the eggs.

**Contents:**

- wooden egg box with magnet and whiteboard
- 10 wooden eggs with magnets

**E523002** Counting eggs



## ◀ Large die blue / red / green

Die made from soft plastic, safe to handle and rolls quietly. Easy to clean so suitable for indoor as well as outdoor use. The dot die helps children to inculcate number representations up to 6.

**Contents:**

- plastic die 1 - 6 (10 cm)

**3011501** Dot die blue

**3011502** Dot die red

**3011510** Number die green

## Rail-number stamps ▶

Helps to visualise numbers when children are not able to write them yet. The stamp print has an opening so children can practise writing and start with the beginning of the number shape.

### Contents:

- 12 rubber stamps with see-through grip:
- numbers 0-9
- math signs + and -
- height of stamp print 2.5 cm
- red plastic box (19.5 x 8 x 4 cm)

1843000 Rail-number stamps



## ◀ Number stamps in box

Helps to visualise numbers when children are not able to write them yet. The size of the handles is specially designed for children hands.

### Contents:

- 15 rubber stamps with wooden handle:
- numbers 0-9
- math signs + - : x =
- height of stamp print 2.5 cm
- blue plastic box (35 x 8.5 x 4 cm)

1840000 Number stamps in box

## Number stamps ▶

Helps to visualise numbers when children are not able to write them yet. The size of the handles is specially designed for children hands.

### Contents:

- 18 rubber stamps with wooden handle:
  - numbers 0-9
  - math signs + - : x < > . =
  - height of stamp print 4.1 cm
- wooden box with lid (29.5 x 14 x 4.5 cm)

1841001 Number stamps



## ◀ Number stamps up to 20

This set contains number stamps with 2 digits, which makes it easy to stamp numbers 10 - 20 in 1 stamp.

### Contents:

- 24 rubber stamps with see-through grip:
  - numbers 0-20
  - math signs +, - and =
  - height of stamp print 1.8 cm
- wooden box (26 x 16 x 5.2 cm)

1844000 Number stamps up to 20

# Mathematical play (3–6 years)

Numeracy

Number sense and counting

Operations

## Operations

Operations are all about adding, subtracting, multiplying and dividing certain amounts. The main goal for children is to understand changes in quantities. Getting on or off a bus, sharing building blocks with two of your friends, or simply solving math sums are activities that stimulate an understanding of operations.

### Divide the cupcakes ▶

A delicious game where children divide the cupcakes equally over the serving trays. Children practise dividing up to 6 and 12.

**Contents:**

- 6 serving trays
- 12 cupcakes
- 12 assignment cards in 3 levels
- wooden box (19 x 16 x 3 cm)

**307900** Divide the cupcakes



### Dotsy ▲

Create ladybugs by combining 2 wings with dots. Discover various ways to compose numbers from 1 - 10. Dotsy prepares children for the addition of numbers through 10. Self-checking.

**Contents:**

- 2 leaf shaped frames
- 48 round assignment cards
- 62 wings
- 2 answer charts
- wooden box (26.2 x 18.6 x 4.1 cm)

**307200** Dotsy



## Apple tree counting game ▶

Fill trees with an amount of red and green apples, indicated by a number symbol and dots. Develop fine motor skills and discover the relation between amounts and number symbols up to 10.

**Contents:**

- 10 wooden boards
- 60 pegs in 2 colours
- wooden box (15 x 14 x 5 cm)

**342900** Apple tree counting game



## ◀ Number game

Visualise equations using coloured chips and chips with numbers, dots and math signs (+, -, =). Discover concepts such as more/less/equal and the difference between additions and subtractions.

**Contents:**

- 200 wooden counters in 6 colours
- 20 cards with numbers
- 20 cards with dots
- 20 cards with math signs
- wooden box (34 x 20 x 6 cm)

**E522152** Number game

## Find and add ▶

Search for assignment strip items on the theme board. For each item found on the left picture, place a bead on the first rod. Then look at the right picture and slide beads on the second rod. On the third rod slide the total amount of beads. Flip the assignment strip over for the answers - shown in numbers. Stimulate counting and number sense up to 10.

**Contents:**

- 4 theme boards
- 24 assignment strips
- 60 beads
- wooden stand
- wooden box (36 x 24 x 8.5 cm)

**E523299** Find and add

**E522886** Find and count- additional red beads (100)



## ◀ Help Kitty Help

Where will the pointer stop? Will you get some cheese or lose some? Be aware of the mice, they love cheese. Luckily you have cats to help you. The first player to collect 10 cheeses and has no mice wins. Develop number skills up to 10 and logical thinking skills.

**Contents:**

- 4 plastic cards
- 12 plastic cards with mice
- 40 yellow wooden cheeses die with dots 1-3
- wooden box with plastic lid as playing field (31 x 31 x 3.5 cm)

**3904403** Help Kitty Help

## Math puzzles ▶

Early math puzzles to practise quantities up to 12. There is an increase in difficulty in both the contents of the puzzle as the number of pieces. Available separately or as a set of 4.

### Contents:

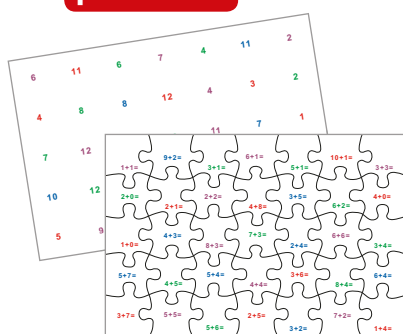
- wooden frame (40 x 40 cm)
- plastic sheet with answers
- 24 or 35 wooden jigsaw pieces

**90000063** Math puzzle - addition and subtraction up to 6 [24]

**90000065** Math puzzle - addition and subtraction up to 12 [35]



**New products**



Match the sums on the puzzle pieces with the answers in the frame.



## ◀ Math puzzles up to 20

Practise addition and subtraction up to 20 in a playful way by making the math puzzles. The puzzles have an increase in degree of difficulty with either 24 or 35 pieces. Available separately or as a set of 4.

### Contents:

- wooden frame (40 x 28 cm)
- 24 puzzle pieces with a sum on the back side
- plastic sheet with answers

**E523350** Math puzzle up to 20 + [24]

**E523351** Math puzzle up to 20 - [24]

**E523362** Math puzzle up to 20 +/- 1 [35]

**E523363** Math puzzle up to 20 +/- 2 [35]



### Numeracy

Jegro is all about reasoning with numbers and other mathematical concepts, to apply these in a range of contexts and to solve a variety of problems. The main goal is for the child to acquire the confidence and skill to use numbers and mathematical approaches in all aspects of life. Doing sums, solving problems and putting numbers in the right row are activities that stimulate numeracy.

### Split(s)box teacher ▶

With this Split(s)box teachers demonstrate the partitioning of numbers up to 10. Fill the Split(s)box with as many balls as the number you want to partition. When shaken, the triangle in the box divides the number of balls in 2.

**Contents:**

- blue plastic box with sliding lid (36.5 x 23 x 4.5 cm)
- 10 yellow plastic balls (3.5 cm Ø)

**1552000** Split(s)box teacher



### Split(s)box pupils ▼

Learn to partition numbers up to 10. As the number pictures are visualised repeatedly it develops mental arithmetic.

**Contents:**

- blue plastic box with sliding lid (7 x 4.5 x 1.6 cm)
- 10 yellow plastic balls (0.7 cm Ø)

**1550000** Split(s)box pupils



## Balls Split(s)box teacher

Plastic box with 5 yellow balls that belong to the Split(s)box teacher. To split up numbers over 10 and to replace lost balls.

**Contents:**

- transparent plastic box (10.5 x 8.5 x 5 cm)
- 5 yellow plastic balls (3.5 cm Ø)

**1552001** Balls Split(s)box teacher



## Balls Split(s)box pupils

Plastic box with 50 small yellow balls that belong to the Split(s)box pupils. To split up numbers over 10 and to replace lost balls.

**Contents:**

- transparent plastic box (6.5 x 4.5 x 2 cm)
- 50 yellow plastic balls (0.7 cm Ø)

**1551000** Balls Split(s)box pupils

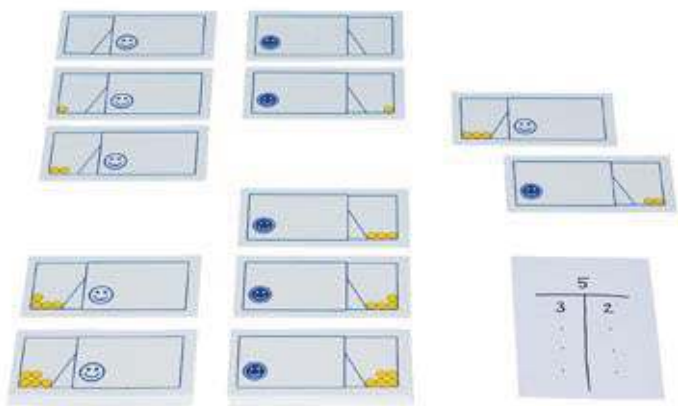
## Split(s)cards

Practise the partitions up to 10 in couples. To be used in conjunction with the Split(s)box. One pupil shakes and opens the Split(s)box and the other pupil looks for the corresponding Split(s)cards. Check with the Split(s)box.

**Contents:**

- 2 transparent plastic boxes (8.5 x 5 x 4.5 cm)
- in each box 11 plastic cards

**1553000** Split(s)cards



## Counting frame up to 20 pupils

Practise number skills up to 20. The counting frame is provided with a smiley face to show pupils the correct way of using it. Use the beads to visualise numbers and arithmetic operations. The beads alternate between 5 red and 5 white beads.

**Contents:**

- wooden counting frame (24 cm)
- 10 red and 10 white wooden beads (1 cm Ø)

**3018230** Counting frame up to 20 pupils


## Counting frame up to 20 teacher

Teachers tool to demonstrate additions and subtractions up to 20. Provided with a board to write on. Write a number on the board and show with the red and white beads the corresponding number picture by sliding the remaining beads behind the white board.

**Contents:**

- wooden counting frame (82 cm)
- 10 red and 10 white wooden beads (3.5 cm Ø)
- wooden whiteboard (35 x 14 cm)
- 2 metal hooks

**3018200** Counting frame up to 20 teacher





## Counting frame cards up to 20 ▶

Flash cards with images of the counting frame to inculcate number representations up to 20. At the bottom of the card, the number symbol is shown that corresponds with the number representation on the other side of the card.

**Contents:**

- 19 plastic cards with 38 assignments (23 x 8.5 cm)

**3050022** Counting frame cards up to 20



## ◀ Reasoning with the Rekenrek

Teacher guide on how to use the Rekenrek (counting frame). The goal of this book is to help teachers see when, why and how to use the Rekenrek effectively. In this way, all pupils develop fundamental mathematical concepts, efficient and flexible thinking strategies.

**Contents:**

- book with laminated cover, 48 pages (24 x 17 cm)

**3018295** Reasoning with the rekenrek


## Counting frame stamps ▶

Increase insight into number structures and recognise number symbols 0-20. Use the stamps in various ways, such as: stamping sums, number dictation and complementing numbers up to 10. With the bead stamps, pupils can stamp the correct number of beads in the printed counting frame.

**Contents:**

- blue plastic box (10.5 x 8.5 x 5 cm)
- 6 rubber stamps with wooden handle
  - 2 counting frame stamps (width 9.7 cm)
  - 2 stamps with 5 beads
  - 2 stamps with 1 bead

**1509006** Counting frame stamps



## ◀ Bead string up to 10 teacher

To demonstrate numbers and arithmetic operations up to 10. The beads alternate between 5 red and 5 white beads.

**Contents:**

- 5 red and 5 white plastic beads (2.4 cm Ø)
- white cord (150 cm)

**3018275** Bead string up to 10 teacher



## Bead string up to 10 pupils ▶

Designed for individual use to develop number skills up to 10. The number patterns remain visible as the beads do not slide.

**Contents:**

- 5 red and 5 white plastic beads (1 cm Ø)
- white cord (50 cm)

**3018262** Bead string up to 10 pupils



## Bead string up to 20 pupils ▶

Designed for individual use to develop number skills up to 20. The number patterns remain visible as the beads do not slide.

**Contents:**

- 10 red and 10 white plastic beads (1 cm Ø)
- white cord (50 cm)

**3018280** Bead string up to 20 pupils



## ◀ Bead string up to 20 teacher

To demonstrate numbers and arithmetic operations up to 20. The beads alternate between 5 red and 5 white beads.

**Contents:**

- 10 red and 10 white plastic beads (2.4 cm Ø)
- white cord (100 cm)

**3018271** Bead string up to 20 teacher



## Bead string up to 30 pupils ▶

Designed for individual use to develop number skills up to 30. The beads alternate between 5 red and 5 white beads.

**Contents:**

- 15 red and 15 white wooden beads (1 cm Ø)
- blue cord (75 cm)

**3018281** Bead string up to 30 pupils

## ◀ Bead string up to 30 teacher

To demonstrate numbers and arithmetic operations up to 30. The beads alternate between 5 red and 5 white beads.

**Contents:**

- 15 red and 15 white plastic beads (2.4 cm Ø)
- white cord (150 cm)

**3018273** Bead string up to 30 teacher



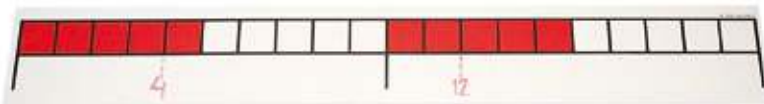
## Number line up to 20 teacher ▼

To visualise operations up to 20. Attach the number line on a metal-/whiteboard. Use a whiteboard marker to write on the strip. The multifunctional number line up to 20 is an additional learning tool based on the 5- and 10-structure in mathematics. With the colour change red/white, pupils can easily find the place of the numbers 5, 10, 15 and 20.

**Contents:**

- plastic write on/wipe off strip (100 x 15 cm)
- 5 magnetic strips (8.5 x 2.5 cm)

**3017251** Number line up to 20 teacher




## Holder bead strings ▼

Designed to neatly organise and store 16 counting bead strings. Easily place and take bead strings, without them getting tangled up.

**Contents:**

- wooden holder (28 cm)

**1214000** Holder bead strings




## Number line up tot 20 pupils ▼

Visualise operations up to 20. Use a whiteboard marker to write on the strip. The multifunctional number line up to 20 is an additional learning tool based on the 5- and 10-structure in mathematics. With the colour change red/white, pupils can easily find the place of the numbers 5, 10, 15 and 20.

**Contents:**

- 20 plastic strips (25 x 8 cm)

**3017252** Number line up tot 20 pupils




## Number clips up to 20 ▶

Explore the number structure 0-20 with these stand up plastic number clips. The clips feature a blue and black side. Make your own number line using the included cord. Pupils learn to count by ones, twos, fives etc. up to 20. Creative use of colour allows for highlighting topics such as even and odd numbers.

**Contents:**

- wooden box
- 21 plastic number clips
- nylon cord

**E577031** Number clips up to 20



## ◀ Number cards up to 20

Increase insight into number structures 0-20. During classroom activities each pupil takes one set and places all cards on the table in sequence. The teacher asks questions and pupils hold up one or multiple number cards in response. In this way all pupils are actively involved and the teacher is able to check if everyone understood the question. Use the cards at various exercises.

**Contents:**

- transparent plastic box (8.5 x 6.5 x 3.5 cm)
- 21 plastic numbers cards

**1576000** Number cards up to 20

## Cards with tally marks 0-20 ▶

Develop number sense up to 20. Use the cards to inculcate number representations and to stimulate mental calculation with the use of patterns and structures.


**Contents:**

- transparent plastic box (10 x 6 x 3.5 cm)
- 21 plastic cards

**1577000** Cards with tally marks 0-20

**1578000** Cards with fingers 0-20

**1579000** Cards with dots 0-20



## ◀ Math dice large

Set of 4 dice with dots, math symbols and numbers to practise additions, subtractions and multiplications. The dice can be combined in various ways. For easy sums use the die with numbers 0-5 and the die with dots 1-6. Add up the numbers or subtract the smallest number from the greatest number. For more difficult sums use the dice with numbers 0-5, 5-10 and the die with math symbols.

**Contents:**

- blue plastic box with transparent lid (15 x 15 x 5.5 cm)
- 4 plastic dice (5 cm) with:
  - dots 1- 6-
  - numbers 0-5
  - numbers 5 -10
  - 2 x math signs +, - and x

**1305000** Math dice large



## Dot dice (2) ▼

Use the dice in games and practise arithmetic operations.

**Contents:**

- transparent plastic box
- red and blue wooden dice (1.2 cm)

**2021000** Dot dice (2)



## Dot dice blue / red ▼

Use the dice in games and practise arithmetic operations.

**Contents:**

- transparent plastic box
- 35 blue or red wooden dice (1.4 cm)

**2027000** Dot dice blue

**2028000** Dot dice red



## Dice 1-12 ▼

Use the dice in games and practise arithmetic operations, for example: times tables 1-12.

**Contents:**

- transparent plastic box
- 8 white plastic dice (1.6 cm)

**2026000** Dice 1-12



## ◀ Dice -6 up to 6

Use the dice for various activities to practise arithmetic operations with positive and negative numbers and to increase insight into number structures.

**Contents:**

- transparent plastic box (10 x 6 x 3.5 cm)
- 8 white plastic dice (2.2 cm):
  - 4 x -2, -4, 6, 1, 3 and 5
  - 4 x 2, 4, 6, 1, 3 and 5

**2022000** Dice -6 up to 6

## Linkprint 1-2-3 ▶

Develop number skills up to 10. The set contains number stamps 0-9 in duplicate as well as stamps with math signs. Connect the stamps like Lego blocks and stamp a sum at once.

**Contents:**

- wooden box with hinged lid (30 x 10.5 x 6 cm)
- 28 connectable rubber stamps with red handle:
  - 2x numbers 0-9
  - math signs + - x : = ? < >
  - height of stamp print 1 cm

**1888000** Linkprint 1-2-3



## Base 10 set ▶

Different kinds of blank wooden base 10 material. Use the units, longs, flats and cube to materialise the decimal numerical structure. For example the number 132. This number consists of 1 hundred, 3 tens and 2 ones. Support this fact by placing 1 flat, 3 longs and 2 units. Clarify, by using the blocks, the principle of conversion of hundreds and tens: 1 flat is equal to 10 longs and 1 long is equal to 10 units.

### Contents:

- wooden box (24 x 13 x 12 cm)
- 5 transparent plastic boxes:
  - 1 box with 100 blank wooden units of  $1\text{ cm}^3$
  - 2 boxes with 10 blank wooden longs of  $10\text{ cm}^3$
  - 2 boxes with blank wooden flats of  $100\text{ cm}^3$
- blank wooden cube of  $1000\text{ cm}^3$

**3015300** Base 10 set



## ◀ Base 10 assortment

### Contents:

- wooden box (32 x 21.5 x 3.5 cm)
- 100 blank wooden units of  $1\text{ cm}^3$
- 20 blank wooden longs of  $10\text{ cm}^3$
- 2 blank wooden flats of  $100\text{ cm}^3$

**3015210** Base 10 assortment

**3015110** Base 10 units (1000)

**3015111** Base 10 longs (100)

**3015113** Base 10 flats (10)

**3015114** Base 10 cube

**3015120** Base 10 units (100)



## Base 10 magnetic assortment blank ▶

### Contents:

- 12 blank wooden units of  $1\text{ cm}^3$  magnetic
- 12 blank wooden longs of  $10\text{ cm}^3$  magnetic
- 12 blank wooden flats of  $100\text{ cm}^3$  magnetic

**3015600** Base 10 magnetic assortment blank

**3015605** Base 10 magnetic units blank

**3015606** Base 10 magnetic flats blank





## Base 10 pupils ▶

Place the card with 100 squares into the lid and practise with the units and longs. Increase insight into the decimal system.

**Contents:**

- transparent plastic box (10.3 x 10.3 x 1.3 cm)
- 20 blank wooden units 1 cm<sup>3</sup>
- 8 blank wooden longs 10 cm<sup>3</sup>
- white plastic card with 100 squares

**3015310** Base 10 pupils




## ◀ Base 10 stamps

Visualise (large) numbers and increase insight into the decimal system. To stimulate the transfer from concrete to abstract.

**Contents:**

- yellow plastic box (10.5 x 8.5 x 5 cm)
- 4 stamps with wooden handle (unit, long, flat and cube)

**3015320** Base 10 stamps



## Base 10 magnetic 3D ▶

Magnetic plastic cards with 3D drawings of Base 10 to practise the transfer from concrete to abstract. The cards visualise units, tens, hundreds and thousands.

**Contents:**

- wooden box with separate lid (22.5 x 21.5 x 3.5 cm)
- plastic cards with 3D drawings and magnetic strips on the back

**3015400** Base 10 magnetic 3D



## ◀ Counting frame up to 100 pupils

Practise number skills up to 100. Use the beads to visualise numbers and arithmetic operations. The design of the counting frame makes it suitable for both horizontal and vertical use. The beads alternate between 5 red and 5 white beads.

**Contents:**

- wooden frame (24 x 20 cm) with 10 metal rods
- 50 red and 50 white wooden beads (1 cm Ø)

**3018235** Counting frame up to 100 pupils

**3018236** Counting frame up to 100 pupils colour change

## Bead bar up to 100 teacher ▶

Practise number skills up to 100. Write numbers, percentages or fractions corresponding with the beads on the school board to work on a more abstract level. The beads alternate between 10 red and 10 white beads.

**Contents:**

- wooden frame (150 cm) with metal rod
- 50 red and 50 white flat plastic beads (2.8 cm Ø)
- 2 metal hooks

**E577021** Bead bar up to 100 teacher



## ▶ Bead bar up to 100 pupils

Practise number skills up to 100. Use the beads to visualise numbers and arithmetic operations. The bead bar fits on a pupils table and has anti-slip studs. The beads alternate between 10 red and 10 white beads.

**Contents:**

- wooden frame (68 cm) with metal rod and anti-slip studs
- 50 red and 50 white flat plastic beads

**3018219** Bead bar up to 100 pupils



## Counting rail ◀

Open the rail, arrange balls and visualise numbers and arithmetic operations. Discover the number structure up to 20 and the concept of addition and subtraction by sliding balls. By representing numbers linear, in a rail, the development of a mental number line is stimulated. Make smart use of the colour change (red/white): in this way pupils easily recognise anchors like 5, 10, 15 or 20, without counting.

**Contents:**

- wooden counting rail with 10 red and 10 white balls (45 x 4.5 x 1.5 cm)

**3018218** Counting rail




## ▶ Bead string up to 100 teacher

Demonstrate numbers and arithmetic operations up to 100. The beads alternate between 10 red and 10 white beads.

**Contents:**

- 50 red and 50 white plastic beads (2.4 cm Ø)
- white cord (300 cm)

**3018246** Bead string up to 100 teacher



## Bead string up to 100 pupils ▶

Helps pupils to develop a visual image for locating large numbers quickly. The number patterns remain visible as the beads do not slide. The beads alternate between 10 red and 10 white beads.

**Contents:**

- 50 red and 50 white wooden beads (1 cm Ø)
- white cord (150 cm)

**3018250** Bead string up to 100 pupils

## Bead string up to 100 pupils ▶

Helps pupils to develop a visual image for locating large numbers quickly. The beads alternate between 10 red and 10 white beads.

**Contents:**

- 50 red and 50 white flat plastic beads (1.5 cm Ø)
- white cord (120 cm)

**3018260** Bead string up to 100 pupils



## ◀ Clips chalkboard (5)

Customise the clips with numbers, math signs and more. Ideal for use in conjunction with bead strings and bead bars.

**Contents:**

- 5 wooden clips with writable chalkboard surface (6.5 cm)

**1213000** Clips chalkboard (5)

## Clips wipe-clean (5) ▼

Customise the clips with whiteboard markers. Write names, numbers, shapes or colours on them. The clips can be cleaned easily.

**Contents:**

- 5 wipe-clean clips (5.5 cm Ø) in plastic bag

**1213001** Clips wipe-clean (5)



## Tens cards ▲

Ideal for use in conjunction with bead strings and bead bars up to 100.

**Contents:**

- 16 plastic cards (5 x 5 cm)
  - 9 cards with numbers 10 - 90
  - 7 blank cards to write on whiteboard marker
- 16 metal hooks

**3018290** Tens cards

## Abacus 5 x 20 teacher ▶

Teach place value, addition and subtraction and visualise (large) numbers. Demonstrates the principle of 'borrowing' from the next column. The beads that are not used disappear behind the wooden partition. This abacus represents units, tens, hundreds, thousands and ten thousands. It contains 5 x 20 beads in 6 colours grouped in tens.

**Contents:**

- wooden holder with partition (29 x 21.5 x 9 cm)
- 100 flat plastic beads in 6 colours (2.6 cm Ø)

**3018301** Abacus 5 x 20 teacher



## ◀ Abacus 5 x 10 teacher

Teach place value, addition and subtraction. This abacus represents units, tens, hundreds, thousands and ten thousands. It contains 5 x 10 beads in 5 colours grouped in tens.

**Contents:**

- wooden holder with partition (19 x 21 x 9.5 cm)
- 50 flat plastic beads in 5 colours (2.6 Ø)

**3018303** Abacus 5 x 10 teacher

## Abacus 5 x 20 pupils

Learn place value, addition and subtraction and visualise (large) numbers. Practise the principle of 'borrowing' from the next column. The beads that are not used disappear behind the wooden partition. This abacus represents units, tens, hundreds, thousands and ten thousands. It contains 5 x 20 beads in 6 colours grouped in tens.

**Contents:**

- wooden holder with partition (18 x 15 x 6 cm)
- 100 flat plastic beads in 6 colours (1.5 cm Ø)

**3018321** Abacus 5 x 20 pupils



## Abacus 5 x 10 pupils

Learn place value, addition and subtraction. This abacus represents units, tens, hundreds, thousands and ten thousands. It contains 5 x 10 beads in 5 colours grouped in tens.

**Contents:**

- wooden holder with partition (11 x 15 x 6 cm)
- 50 flat plastic beads in 5 colours (1.5 cm Ø)

**3018304** Abacus 5 x 10 pupils



## Abacus 3 x 20 pupils

Learn place value, addition and subtraction and visualise (large) numbers. Practise the principle of 'borrowing' from the next column. The beads that are not used disappear behind the wooden partition. This abacus represents units, tens and hundreds. It contains 3 x 20 beads in 6 colours grouped in tens.

**Contents:**

- wooden holder with partition (18 x 10 x 6 cm)
- 60 flat plastic beads in 6 colours (1.5 cm Ø)

**3018302** Abacus 3 x 20 pupils



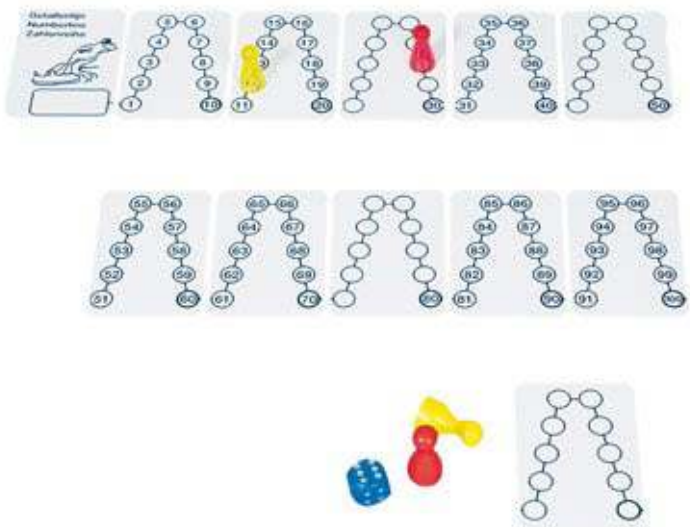
## Number line up to 100 teacher ▶

Visualise operations up to 100. Attach the number line on a metal-/ whiteboard. Use a whiteboard marker to write on the strip. The colour change in red and white represent the decimal structure. As there are no numbers mentioned the number line can be used multifunctionally; for example by counting in hundreds it visualises operations up to 1000 as well.

**Contents:**

- 2x plastic write on/wipe off strip (100 x 15 cm)
- 10 magnetic strips (8.5 x 2.5 cm)

**3017250** Number line up to 100 teacher



## ◀ Number line up to 100 pupils

The set prepares pupils to work with an empty number line. By means of simple counting exercises pupils explore numbers and the number structure up to 100. The set can also be used as a board game. This helps pupils to learn structured counting.

**Contents:**

- transparent plastic box (8 x 6 x 3.5 cm)
- 12 plastic cards printed on both sides with numbers up to 100 and multiples of 102 extra plastic cards to play games
- 2 transparent plastic pawns red and yellow: the numbers remain visible
- 2 wooden pawns red and yellow: the numbers are not visible
- wooden die with dots 1- 6

**1190001** Number line up to 100 pupils

## Number clips up to 100 ▶

Explore the number structure 0-100. Various counting exercises using the number line develop insight into the numbers up to 100. Teach aural counting with jumps, for instance. Show the number clips with either their blue or their black side. Make your own number line using the cord (included).

**Contents:**

- wooden box (37 x 30 x 13 cm)
- 101 plastic number clips (0-100)
- white cord

**E577019** Number clips up to 100



## Hundred board magnetic ▶

The magnetic hundred board visualises numbers up to 100 and gives insight into the number structure.

**Contents:**

- metal board (60 x 60 cm) with 100 grid
- magnetic number cards 0-100 printed on both sides in red and blue

**3013210** Hundred board magnetic



## ◀ Number cards magnetic up to 100

Increase insight into number structure 1-100. These number cards are magnetic so they can be attached to a metal/whiteboard.

**Contents:**

- wooden box with transparent lid (22 x 17.5 x 7.5 cm)
- 100 magnetic cards with numbers 1-100

**3013303** Number cards magnetic up to 100

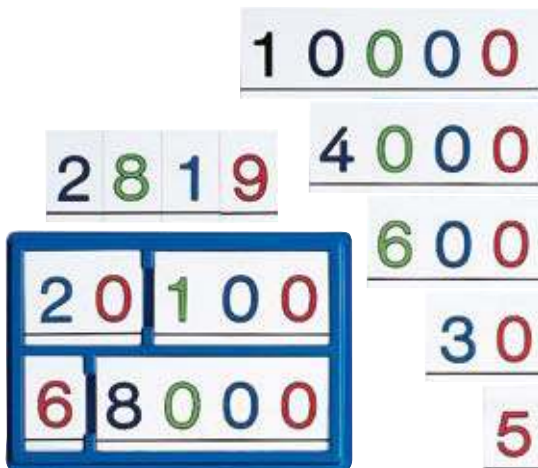

## Number cards up to 100 ▶

Use these numbered cards to play number games in groups or individually and to practise number patterns, series of numbers, odd and even and placing numbers in order. Develops familiarity with numbers and number structures.

**Contents:**

- blue plastic box transparent lid (31.5 x 10 x 5.5 cm)
- 108 plastic cards:
  - numbers 0-100
  - math signs +, -, x, :, =, < and >

**1575000** Number cards up to 100



## ◀ Place value cards

Recognise the value of numbers and learn how numbers are built up. The value of the number is determined by the place of the number. Every value has its own colour.

**Contents:**

- blue plastic box with transparent lid (30 x 20.5 x 2 cm)
- 39 plastic cards with colour codes:
  - 0-9 (red)
  - 10-90 (blue)
  - 100-900 (green)
  - 1000-9000 (purple)
  - 10000 (black)

**1273000** Place value cards

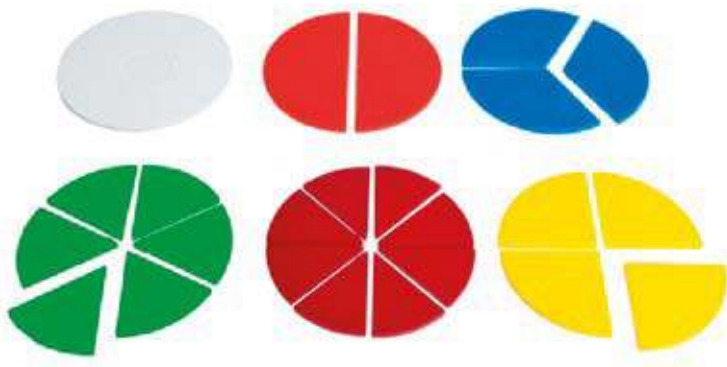

## Fraction sticks ▶

Visualise fractions. Focus on a part of a fraction by folding it. This helps to give a clear picture of the part-whole relationship. The colours of the sticks show the relationship between the fraction families. Take for example the yellow/white breaking sticks with fifths and tenths.

**Contents:**

- wooden box (also as holder) (52 x 15 x 4 cm)
- 13 plastic sticks (length 48 cm, 1.5 cm Ø)
  - 4 unbroken sticks: white, blue, red and yellow
  - 4 blue/white sticks: thirds, sixths, ninths and twelfths
  - 3 red/white sticks: halves, fourths and eighths
  - 2 yellow/white sticks: fifths and tenths

1508000 Fraction sticks




## ◀ Fraction set round pupils

Round fraction components with bright colours. The set helps pupils to discover fractions and to understand the part-whole relationship.

**Contents:**

- transparent plastic box round (9 x 1.7 cm)
- plastic fraction parts (0.2 cm thick) (diameter 1/1 is 8.8 cm)

1501000 Fraction set round pupils




## Fraction set square pupils ▶

Square fraction components with bright colours. The set helps pupils to discover fractions and to understand the part-whole relationship.

**Contents:**

- transparent plastic box (10.1 x 10.1 x 1.6 cm)
- plastic fraction parts (0.2 cm thick) (square 1/1 is 10 x 10 cm)

1502000 Fraction set square pupils



## ◀ Fraction set linear

Colourful set of 10 unbreakable strips. One strip represents a whole number; the other nine are flexible and can be folded into half or up to a tenth part. The length of the parts of the strips help to give a clear picture of the part-whole relationship. The nuances of a colour indicate which fractions are related to each other.

**Contents:**

- black plastic box with transparent hinged lid (27 x 8.5 x 2 cm)
- 10 unbreakable, flexible plastic strips

1507000 Fraction set linear

## Magnetic fraction sets

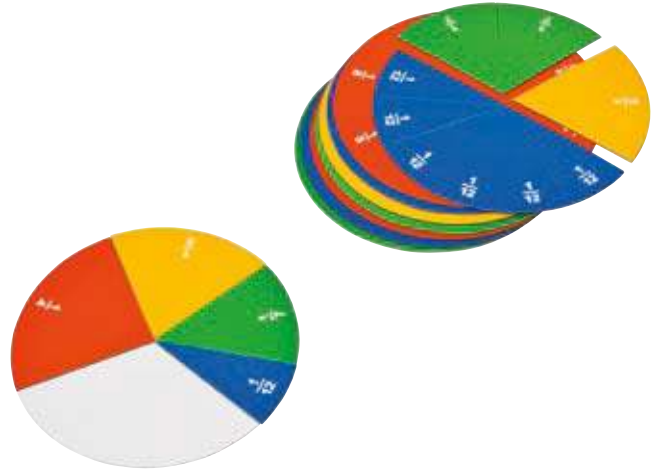
Recognise and name fractions and learn to calculate with fractions. The colours of the fraction sets reinforce the relationships between the various fractions. The linear fraction sets also show the relationships between the fractions, percentages and decimal numbers. The sets contain a magnetic board to which the fractions can be attached.

### Magnetic fraction set round teacher

**Contents:**

- wooden box
- blank circle
- 12 coloured circles

1504000 Magnetic fraction set round teacher

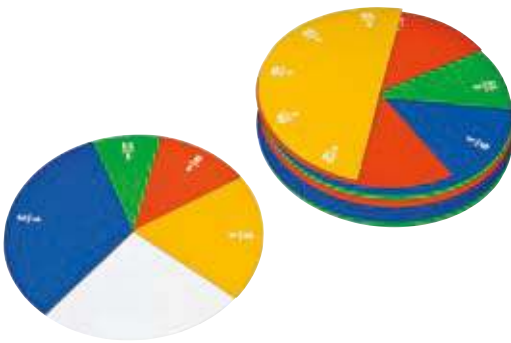


### Magnetic fraction set round pupils

**Contents:**

- polybag
- blank circle
- 12 coloured circles

1504001 Magnetic fraction set round pupils




### Magnetic fraction set linear teacher

**Contents:**

- blank rectangle
- 14 coloured strips

1506000 Magnetic fraction set linear teacher




### Magnetic fraction set linear pupils

**Contents:**

- blank rectangle
- 14 coloured strips

1506001 Magnetic fraction set linear pupils





## Fraction stamps round ▶

Stamps with fractions in round shape. Pupils colour the stamps of the fraction components which helps them to visualise the difficult fraction sums.

**Contents:**

- red plastic box with transparent lid (19.5 x 8 x 4 cm)
- 12 rubber stamps with see-through grip

**1503000** Fraction stamps round



## ◀ Fraction stamps square

Stamps with fractions in square shape. Pupils colour the stamps of the fraction components which helps them to visualise the difficult fraction sums.

**Contents:**

- red plastic box with transparent lid (19.5 x 8 x 4 cm)
- 12 rubber stamps with see-through grip

**1503001** Fraction stamps square



## Fraction dice large ▶

Dice with round fractions. Name or visualise the fraction you throw and check your answer by turning the die. Increase insight in fractions, the way they can be represented and their relationships.

**Contents:**

- blue plastic box with transparent lid (15 x 15 x 5.5 cm)
- 4 plastic dice (5 cm) with fractions and self-check

**1306000** Fraction dice large



## Fraction dice

Practise arithmetic operations with fractions. Recognise and name fractions  $\frac{1}{2}$ ,  $\frac{1}{3}$ ,  $\frac{1}{4}$ ,  $\frac{1}{6}$ ,  $\frac{1}{8}$ ,  $\frac{1}{8}$ ,  $\frac{1}{9}$ .

**Contents:**

- transparent plastic box (10 x 6 x 3.5 cm)
- 4 black dice with  $\frac{1}{2}$ ,  $\frac{1}{3}$ ,  $\frac{1}{4}$ ,  $\frac{1}{6}$ ,  $\frac{1}{8}$ ,  $\frac{1}{82}$
- white dice with  $\frac{1}{2}$ ,  $\frac{1}{2}$ ,  $\frac{1}{3}$ ,  $\frac{1}{3}$ ,  $\frac{1}{4}$ ,  $\frac{1}{42}$
- white dice with  $\frac{1}{6}$ ,  $\frac{1}{6}$ ,  $\frac{1}{8}$ ,  $\frac{1}{8}$ ,  $\frac{1}{9}$ ,  $\frac{1}{9}$

**2006000** Fraction dice



## ◀ Fraction dominoes in pictures round

Match written fractions with fractions represented as part of a circle, square and rectangle. Start by placing the card with the arrow. The arrow shows the direction in which the cards should be placed. The card also contains a written fraction. Look for the corresponding pictorial representation of the fraction. Place this card and continue with all cards in the same way.

**Contents:**

- wooden box with separate lid (24.5 x 17.5 x 3.5 cm)
- 10 transparent plastic boxes in each box
- 15 plastic cards

**1400001** Fraction dominoes in pictures round

## Percentage dominoes ▶

Combine cards with percentages, fractions and decimal numbers. Place the cards on your holder so they are not visible to the other players. Place the rest of the cards face down on a stack and draw one card to start with. Connect a card with the same value to one of both ends. Next to the card with 50% for example 0.5 or  $\frac{1}{2}$  can be placed, but not 50%. The first player to place all cards from its holder wins.

**Contents:**

- wooden box with separate lid (22.5 x 8.5 x 5 cm)
- 4 wooden holders
- 45 plastic cards

1402000 Percentage dominoes



## ◀ Basic-fraction dominoes

Practise with fractions in various contexts. In addition to the usual approach of a part-whole relationship, the game also covers measuring, the number line and matching values. The set is self-checking.

**Contents:**

- wooden box with separate lid (22 x 19 x 3.5 cm)
- 6 transparent plastic boxes in each box
- 15 plastic cards

1403000 Basic-fraction dominoes

## Fraction dominoes ▶

Learn to multiply fractions and practise equivalent fractions. The arrow shows the direction in which the cards should be placed. The card also contains an answer. Look for the corresponding fraction or fraction sum. Place this card and continue with all cards in the same way. The set is self-checking and increases in degree of difficulty.

**Contents:**

- wooden box with separate lid (24.5 x 17.5 x 3.5 cm)
- 10 transparent plastic boxes in each box
- 15 plastic cards

1404000 Fraction dominoes




## Double ▶

Recognise decimal numbers in 4 forms in a flash: as part of a square, as a percentage, in figures and on a number line. By turns the players place a card on the table. If two successive cards represent the same value, call out double as quickly as possible. The first to call out double gets the cards. The first player to collect all the cards wins.

**Contents:**

- transparent plastic box (10.5 x 8.5 x 5 cm)
- 48 plastic cards

**1270000** Double



## ◀ Dice chalkboard (4)

Customise the dice with chalk. Write names, numbers, shapes and more. The dice can be cleaned easily.

**Contents:**

- 4 plastic dice (5 cm)
- blue plastic box with transparent lid (15 x 15 x 5.5 cm)

**1144000** Dice chalkboard (4)



## Dice wipe-clean (4) ▶

Customise the dice with whiteboard markers. Write names, numbers, shapes or colours on them. The dice can be cleaned easily.

**Contents:**

- 4 wipe-clean dice (5 x 5 cm)
- blue plastic box with transparent lid

**1145000** Dice wipe-clean (4)



## ◀ Dice blank

Customise the dice with permanent markers. Make your own colour die or write names, numbers, shapes and more. The advantage of these dice is that the writing is long lasting.

**Contents:**

- 4 plastic dice (5 cm)
- blue plastic box with transparent lid (15 x 15 x 5.5 cm)

**1188004** Dice blank

## Counters ▶

Use counters to count and to gain insight into quantities.

**Contents:**

- polybag 100 plastic counters (2 cm Ø)

**2061001** Counters blue

**2061002** Counters yellow

**2061003** Counters green

**2061004** Counters red



## Pawns ▶

Use the pawns for playing games and to represent quantities.

**Contents:**

- transparent plastic box (10.5 x 8.5 x 5 cm)
- 48 wooden pawns in 4 colours

**2105000** Pawns



## Counters, two-coloured ◀

Double-sided coloured counters.

**Contents:**

- 20 plastic counters (2 cm) in plastic box

**E523888** Counters red/green

**E523889** Counters red/blue

**E523890** Counters red/white

**E523891** Counters red/yellow

## Math blocks in bucket ◀

Use the blocks for visual discrimination, sorting, counting, basic math exercises or building-block activities.

**Contents:**

- plastic bucket
- 180 yellow wooden math blocks (2 x 2 cm)

**3019103** Math blocks in bucket

## Math box magnetic ▶

Match quantities and number symbols and visualise arithmetic operations. Place sums or number sequences of various kinds on the metal plate in the bottom of the box. Use the plate with numbers to arrange and store the blocks. The size of the blocks is ideal for little hands.

**Contents:**

- wooden box with hinged lid (36 x 22 x 3 cm)
- white metal plate in bottom and lid
- 92 wooden magnetic blocks with numbers, math signs and arrows
- 20 coloured wooden magnetic blocks: 10 x pink / 10 x green

**1240007** Math box magnetic





## Operations buddies

Practise addition, subtraction, multiplication, division, and/or converting weight, volume, area and length with these self-checking buddies. Place the red card on top of the card with sums to hide the answers. Available separately.

### Contents:

- 10 plastic cards
- 4 red transparent plastic cards
- plastic box (8 x 4.5 x 1.8 cm)

- 1352000 Addition buddy
- 1353000 Subtraction buddy
- 1354000 Multiplication buddy
- 1358000 Division buddy
- 1257001 Weight buddy
- 1257002 Volume buddy
- 1257003 Length buddy
- 1257004 Area buddy



## Multiplication cards up to 20 ▶

Practise times tables and automatic recall. The cards show the multiplication tables 1-20. Train individually or in pairs.

### Contents:

- 25 plastic cards (14.5 x 10 cm), printed on both sides, one side with multiplication tables 1-10 and the other side with multiplication tables 11-20

1359000 Multiplication cards up to 20

1	1x1 = 1	2	1x2 = 2	3	1x3 = 3	4	1x4 = 4	5	1x5 = 5
	2x1 = 2		2x2 = 4		2x3 = 6		2x4 = 8		2x5 = 10
	3x1 = 3		3x2 = 6		3x3 = 9		3x4 = 12		3x5 = 15
	4x1 = 4		4x2 = 8		4x3 = 12		4x4 = 16		4x5 = 20
	5x1 = 5		5x2 = 10		5x3 = 15		5x4 = 20		5x5 = 25
	6x1 = 6		6x2 = 12		6x3 = 18		6x4 = 24		6x5 = 30
	7x1 = 7		7x2 = 14		7x3 = 21		7x4 = 28		7x5 = 35
	8x1 = 8		8x2 = 16		8x3 = 24		8x4 = 32		8x5 = 40
	9x1 = 9		9x2 = 18		9x3 = 27		9x4 = 36		9x5 = 45
	10x1 = 10		10x2 = 20		10x3 = 30		10x4 = 40		10x5 = 50
6	1x6 = 6	7	1x7 = 7	8	1x8 = 8	9	1x9 = 9	10	1x10 = 10
	2x6 = 12		2x7 = 14		2x8 = 16		2x9 = 18		2x10 = 20
	3x6 = 18		3x7 = 21		3x8 = 24		3x9 = 27		3x10 = 30
	4x6 = 24		4x7 = 28		4x8 = 32		4x9 = 36		4x10 = 40
	5x6 = 30		5x7 = 35		5x8 = 40		5x9 = 45		5x10 = 50
	6x6 = 36		6x7 = 42		6x8 = 48		6x9 = 54		6x10 = 60
	7x6 = 42		7x7 = 49		7x8 = 56		7x9 = 63		7x10 = 70
	8x6 = 48		8x7 = 56		8x8 = 64		8x9 = 72		8x10 = 80
	9x6 = 54		9x7 = 63		9x8 = 72		9x9 = 81		9x10 = 90
	10x6 = 60		10x7 = 70		10x8 = 80		10x9 = 90		10x10 = 100

## Fraction dominoes in numbers addition ▶

Practise the addition, subtraction and multiplication of fractions. Start by placing the card with the arrow. The arrow shows the direction in which the cards should be placed. The card also contains a number. Look for the corresponding sum. Place this card and continue with all cards in the same way.

**Contents:**

- wooden box with separate lid (24.5 x 17.5 x 3.5 cm)
- 10 transparent plastic boxes in each box
- 15 plastic cards

**1405001** Fraction dominoes in numbers addition



## ◀ Decimal dominoes

Gain insight into decimal numbers with 1, 2 or 3 decimals. Each game contains 15 cards with sums to practise addition, subtraction, multiplication or division of fractions. Start by placing the card with the index finger. The finger shows the direction in which the cards should be placed. The card also contains a sum. Look for the corresponding answer. Place this card and continue with all cards in the same way. Check if the domino is placed correctly; the last card shows a well done thumb.

**Contents:**

- wooden box with separate lid (24.5 x 17.5 x 3.5 cm)
- 10 transparent plastic boxes in each box
- 15 plastic cards

**1406000** Decimal dominoes

## Math dominoes addition up to 100 ▶

Find the sum to the answer. The range consists of 6 dominoes with different objectives of learning. Each dominoes contains 10 different games with its own colour code so they can be distinguished from each other. Start by placing the card with the arrow. The arrow indicates the direction in which the cards should be placed. This card also shows a number in a square. This is the answer to which the corresponding sum has to be found. Add the card with the correct sum. Continue placing the card that contains the sum to the answer shown. Check if the dominoes is placed correctly; the first card with the arrow and the last card have the same outcome.

**Contents:**

- wooden box with separate lid (24.5 x 17.5 x 3.5 cm)
- 10 transparent plastic boxes in each box
- 15 plastic cards

**1430002** Math dominoes addition up to 100



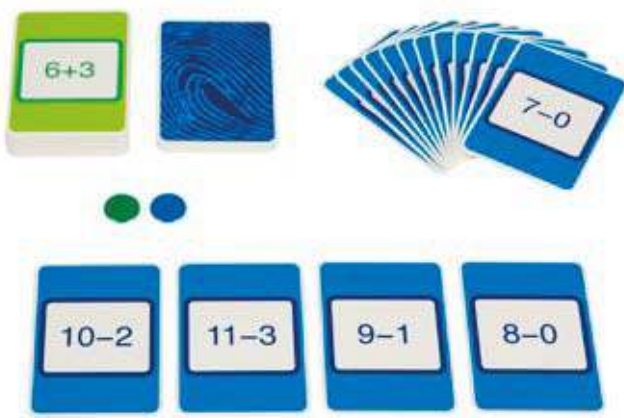

## Make 10! ▶

Efficient and active game to practise numbers up to 10. At the start of the game 4 cards are placed face up. By turns each player tries to add a card to make an addition with the answer 10. In addition, try to make 8, 11 or 12.

**Contents:**

- blue plastic box (10.5 x 8.5 x 5 cm)
- 48 plastic cards

**1540000** Make 10!



## ◀ Collect 4!

Slide cards until you collect 4 with the same outcome. Place your thumb on the table edge trying not to draw attention. Which player is the first to notice? Play and develop automatic recall of + and - facts up to 10.

**Contents:**

- transparent plastic box (10.5 x 8.5 x 5 cm)
- 48 plastic cards
- green and blue plastic counter

**1541000** Collect 4!



# Mathematical play (3–6 years)

## Measuring

Length, area and perimeter

Volume

Weighing

Time and planning

## Length, area and perimeter

Length, area and perimeter are all about measuring, comparing, and understanding the concepts of different lengths. The main goal for children is to learn how to use the right concepts of measuring. Comparing different routes (which one is longer vs. shorter), trying to make something fit, or measuring your own height are activities which stimulate the developments of length, area, and perimeter concepts.

### Geo Zoo ▶

Build enclosures for every animal. Children learn to copy shapes, compare and fill areas, experiment with surfaces and discover an area's perimeter.

#### Contents:

- 4 play boards
- 16 animal cards
- 50 squares
- 60 fences
- 6 plastic assignment cards
- wooden box (28 x 18 x 5 cm)

312800 Geo Zoo





## Area ▶

Copy shapes with help of square wooden blocks. Practice comparing and filling areas. One side of the assignment card shows the surface divided into blocks. The other side is more challenging with only the total area of the shape visible.

### Contents:

- 16 wooden blocks
- 24 assignment cards
- wooden box (15 x 10 x 4 cm)

312900 Area



## ◀ Water buddies

Measure, compare and fill the grooves near the Water buddies. Children take turns rolling the die. The die shows which rod to place. The first player to fill the groove wins.

### Contents:

- 4 wooden boards
- 90 wooden rods in 6 colours and 6 lengths
- 2 colour dice
- wooden box (32 x 18 x 6 cm)

E523383 Water buddies




## Measure and compare ▶

Place blocks on the assignment cards. For the exercises with only outlines you can choose which colours and lengths to use. Develop spatial reasoning and logical thinking skills by measuring and comparing blocks of various lengths and colours.

### Contents:

- 6 plastic assignment cards with 12 assignments
- 25 wooden blocks in 5 lengths and colours
- wooden frame (24.5 x 24.5 x 3.5 cm)

3005250 Measure and compare



## ◀ Measure, compare and count

Place blocks on the assignment cards. For the exercises with only outlines you can choose which colours and lengths to use. Develop spatial reasoning, logical thinking, and counting skills by measuring, comparing and counting blocks of various lengths and colours.

### Contents:

- 6 plastic assignment cards with 12 assignments
- 25 wooden blocks in 5 lengths and colours
- wooden frame (24.5 x 24.5 x 3.5 cm)

3005260 Measure, compare and count

# Mathematical play (3–6 years)

## Measuring

Length, area and perimeter

Volume

Weighing

Time and planning

## Volume

Volume is all about experiencing the concepts of empty and full. The main goal for children is to recognise and use these concepts in a correct way. Ordering differently filled cups from empty to full or just playing with water and sand are activities that stimulate an understanding of volume.

### Diagram Volume ▶

Create rows to show a gradual increase or decrease in volume. Sort the images in the diagram from empty to full and vice versa. While playing, children learn about concepts such as more than and less than.

#### Contents:

- 25 plastic image cards
- wooden frame (34 x 34 cm)

**E523192** Diagram Volume



### ◀ Sand and water table

A strong and functional unit with a storage shelf for playing materials. One set of legs has a pair of wheels for easy moving. The main frame is solid beech, with plywood panels and a plastic drain pipe. Accessories not included. Requires limited construction. Dimensions: 93 x 76 x 66 cm.

**E006700** Sand and water table

### Covering plate ▶

Plastic coated lid with beech wood edging for Sand-and water table (E006700).

- Dimensions: 93 x 76 cm.

**E522549** Covering plate





## Sand bucket ▼

Solid plastic bucket with strong plastic handle and a wide rim underneath for easy pouring. Matching sieves available separately (E522772). Assorted in 4 colours. Height: 16.5 cm

**E522771** Sand bucket

## Sand sieve ▼

Sieve for sand bucket E522771. Assorted in 4 colours. Diameter: 14.5 cm.

**E522772** Sand sieve



## Sand-water scoop ▲

Easy-to-use plastic scoop for both sand and water in assorted colours. Length: 23.5 cm.

**E522765** Sand-water scoop



## ◀ Spade 80 cm red

Strong red plastic spade with ergonomic design. Length: 80 cm.

**E522773** Spade 80 cm red

## ◀ Spade 65 cm yellow

Strong yellow plastic spade with ergonomic design. Length: 65 cm.

**E522774** Spade 65 cm yellow

## ◀ Rake 75 cm blue

Strong blue plastic rake with ergonomic design. Length: 75 cm.

**E522775** Rake 75 cm blue



## Geometric sand shapes ▶

Sand shapes with geometrical figures: 2x rectangle, 2x triangle, 2x circle and 2x square, made of plastic. They can be combined to make all sorts of imaginative sand figures. Length: app. 11 cm.

**E522848** Geometric sand shapes



# Mathematical play (3–6 years)

## Measuring

Length, area and perimeter

Volume

Weighing

Time and planning

## Weighing

Weighing is all about experiencing differences in weight. The main goal for children is to understand and to use concepts such as heavy, light, and equal. Determining the weight of certain objects with one's hand or a scale and discovering that the weight of an object does not always seem to correspond with its size are activities which stimulate the development of weighing.


## Scales ▶

Balance weights or compare the weight of various objects. Learn to describe what happens to the scale and why. (Weights available separately). Children will begin to classify objects as heavy / light, despite object size.

### Contents:

- 2 plastic pans
- wooden scale (40 x 15 cm)

**E522185** Scales



## ◀ Extra set of plastic bowls

Extra set of plastic bowls for Scales (E522185).

**E522186** Extra set of plastic bowls

## Plastic weights ▶

Plastic weights are easy to handle and durable. Pairs are equally weighted to show balance and equality. Use with Scales (E522185).

### Contents:

- 2 wooden stands
- 8 plastic red weights (2 x 4, ranging from 4-7 cm in height)

**E522832** Plastic weights




## Weight tubes ▶

Plastic tubes with various weights. Explore the difference between heavy and light. Weight tubes engage abstract thinking with ideas involving 'more than' and 'less than' with equally sized objects.

**Contents:**

- wooden stand (38 x 13 cm)
- 12 plastic blue weight tubes

**E522821** Weight tubes



## ◀ Heavier and lighter

Compare items based on a visual estimate of weight. Place 2 or 3 items in order from lightest to heaviest. When completed correctly, turning the cards over will reveal an image.

**Contents:**

- 5 assignment cards
- 50 image cards
- wooden box (33 x 17.5 x 4 cm)

**E523241** Heavier and lighter



# Mathematical play (3–6 years)

## Measuring

Length, area and perimeter

Volume

Weighing

Time and planning

## Time and planning

Time and planning are all about experiencing time and its cycles. The main goal for children is to become aware of the structure of time. Comparing day and night, presenting the daily schedule, and keeping quiet for one minute are activities that stimulate time sense and planning.

### 3 stages story ▶

Place 3 cards in a logical sequence and create a story. Develop logical thinking and story telling skills. Stimulate children to create their own stories and to learn reading.

**Contents:**

- 30 plastic image cards
- wooden box (12 x 13 x 8 cm)

**3904424** 3 stages story



### ◀ 4 stages story

Place 4 cards in a logical sequence and create a story. Develop logical thinking and story telling skills. Stimulate children to create their own stories and to learn reading. Self-checking.

**Contents:**

- 24 plastic image cards
- wooden box (12 x 13 x 8 cm)

**3904426** 4 stages story



### 5 stages story ▶

Place 5 cards in a logical sequence and create a story. Develop logical thinking and storytelling skills. Stimulate children to create their own stories and to learn reading. Self-checking.

**Contents:**

- 25 plastic image cards
- wooden box (12 x 13 x 8 cm)

**3904421** 5 stages story

## Resulta ▶

Place picture cards in the order of what comes first, second and last. Expand vocabulary and stimulate language skills. Sequentially linking 3 image cards encourages logical reasoning. Play encourages developmental conversation on 16 topics.

**Contents:**

- 48 plastic image cards
- wooden box (34 x 20 x 6 cm)

**E522428** Resulta



## Cause and effect ▶

Decide what happened first and last by analysing the scene and arranging image cards next to the assignment card. When correct, the back of the image cards reveal a large image. Image card sets are coded to story boards by a matching symbol.

**Contents:**

- 8 plastic assignment cards
- 64 plastic image cards
- wooden box (34 x 20 x 6 cm)

**E522340** Cause and effect



## ◀ Logic

Place picture cards in a logical order to tell a story. Analyse and sort the cards to make a story with a distinctive beginning, middle and end. Children work out the order and then describe the story to stimulate language skills.

**Contents:**

- 36 plastic image cards
- wooden frame (40 x 40 cm)

**E522448** Logic



## ◀ Life cycles

Do you know the life cycle of a frog? Sequence stage cards into chronological order in the tray, close it, flip it and reopen to reveal self-check. Each of the cycles consists of 8 cards.

**Available separately:**

plastic holder (E523007).

**Contents:**

- 64 plastic cards (coded to theme)
- wooden box

**E523335** Life cycles

### Measuring

Jegro considers measuring weight, length, content, size, money and time. The main goal is to assign a number to a characteristic of an object or event, in order for the child to be able to compare with other objects or events. Measuring lengths with a ruler, recognizing the time and paying with the right amount of money are activities that stimulate measuring.

### Measuring balance ▶

Compare and measure the weight and volume of materials, solid or liquid. The measuring cups are removable and have a pour spout, measurement markings up to 1000 ml and a lid to prevent spills.

**Contents:**

- cardboard box (46.5 x 17.5 x 17 cm) balance with 2 buckets and lids
- 11 metal weights of 1 up to 50 gram
- 14 plastic weights of 5, 10 and 20 gram

**3090105** Measuring balance



### ◀ Euro sorting tray

The Euro sorting tray contains 160 coins and 130 banknotes. The money can be taken out easily, like a cash register. The coins have the denomination on one side and the euro sign on the other. The banknotes are printed on both sides on synthetic and untearable paper.

**Contents:**

- blue plastic box with transparent lid (54.5 x 22.5 x 4.5 cm)
- 160 plastic coins: 20 of each coins
- 130 paper banknotes: 20 x 5, 10, 20, 50, 100, 200 and 10 x 500 euro

**3017788** Euro sorting tray



### Euro coins sorting tray ▼

This box contains 800 euro coins. The money can be taken out easily due to the rounding in the bottom of the box. Both sides are printed with the denomination of the coin. The size is almost identical to the real euro coins.

**Contents:**

- blue plastic box with transparent lid (49 x 24 x 3.5 cm)
- 800 plastic coins: 100 of each coin

**2098000** Euro coins sorting tray



### Euro coins assortment in box ▼

Assortment of 50 euro coins in transparent plastic box. Both sides are printed with the denomination of the coin.

**Contents:**

- transparent plastic box (8 x 6 x 3.5 cm)
- 50 plastic coins: 10 x 1 euro cent and 1 euro and 5 x the other coins

**2098009** Euro coins assortment in box





## Euro coins set ▶

Assortment of 80 euro coins. The coins are printed with the denomination of the coin on one side and the euro sign and stars on the other.

**Contents:**

- transparent polybag (10 x 5 x 3 cm)
- 80 plastic coins: 10 of each coin

3017720 Euro coins set



## Euro coins, sets of 100 ▼

All euro coins are also available per 100. Both sides are printed with the denomination of the coin.

**Contents:**

- transparent polybag with 100 plastic coins



2098001 Euro coins 1 euro cent



2098002 Euro coins 2 euro cent



2098003 Euro coins 5 euro cent



2098004 Euro coins 10 euro cent



2098005 Euro coins 20 euro cent



2098006 Euro coins 50 euro cent



2098007 Euro coins 1 euro



2098008 Euro coins 2 euro

## Euro banknotes sorting tray ▶

The box contains 700 banknotes. The 200 and 500 euro are in 1 compartment. The money can be taken out easily due to the rounding in the bottom of the box. The notes are printed on one side.

**Contents:**

- blue plastic box with transparent lid (49 x 24 x 3.5 cm)
- 700 banknotes: 100 x 5, 10, 20, 50, 100 and 50 x 200 and 500 euro

2002000 Euro banknotes sorting tray



## Euro banknotes assortment in folder ▶

Assortment of 40 Euro banknotes. The size of the notes is nearly the same as the size of the real euro banknotes. The banknotes are printed on one side.

**Contents:**

- plastic blue wallet (16 x 9 x 0.5 cm)
- 40 euro banknotes:
  - 10 x 5 and 10 euro
  - 6 x 20 and 50 euro
  - 4 x 100 euro
  - 2 x 200 and 500 euro



2002008 Euro banknotes assortment in folder



## ◀ Euro banknotes set

Assortment of 130 banknotes. The banknotes are printed on both sides on synthetic and untearable paper.

**Contents:**

- transparent polybag (13 x 6.5 x 1.5 cm)
- 130 paper banknotes: 20 x 5, 10, 20, 50, 100, 200 and 10 x 500 euro

3017753 Euro banknotes set

## Euro banknotes, sets of 100 ▼

All banknotes are also available per 100. The banknotes are printed on one side and the size of the note is nearly the same as the size of the real euro note.

**Contents:**

- transparent polybag with 100 paper notes



2002001 Euro banknotes 5 euro



2002002 Euro banknotes 10 euro



2002003 Euro banknotes 20 euro



2002004 Euro banknotes 50 euro



2002005 Euro banknotes 100 euro



2002006 Euro banknotes 200 euro



2002007 Euro banknotes 500 euro

## Euro sets magnetic

The Magnetic euro sets are made of high quality magnetic material. Each set contains 5 complete sets of the coins and banknotes, with the exception of the 200 and 500 banknotes of which there are two sets. The individual set contains real size coins and the banknotes are 70%. The teacher set contains coins 300% and banknotes 130%.

### Euro set magnetic teacher ▶

1238000 Euro set magnetic teacher

### Euro set magnetic pupils ▼

1238001 Euro set magnetic pupils



### Euro coin stamps ▼

Use the stamps to visualise money sums and practise to add, subtract, exchange, pay and return euro money. The stamped image is actual size.

**Contents:**

- yellow plastic box (10,5 x 8,5 x 5 cm)
- 8 rubber stamps with transparent plastic grip

1900005 Euro coin stamps



### ◀ Euro banknote stamps

Use the stamps to visualise money sums and practise to add, subtract, exchange, pay and return euro money. The stamped images are reduced proportionately.

**Contents:**

- wooden box with hinged lid (32 x 10,5 x 6 cm)
- 7 rubber stamps with wooden handle

1900006 Euro banknote stamps


## Clock with removable numbers ▶

Clock with movable hands and removable clock numbers 1-12 in red and 13-24 in blue used for teaching children to tell time.

**Contents:**

- wooden stand with a storage tray and lid for storing the numbers.
- diameter of the clock face is 28 cm

**310000** Clock with removable numbers



## ◀ Clock synchronous teacher

Demonstration clock with a special front that shows the PM hours or the minutes. The hands of the clock synchronise.

**Contents:**

- plastic clock (39.5 x 39.5 cm) mechanism on the back to synchronise the hands
- 2 wooden holders

**3030500** Clock synchronous teacher



## Clock analogue-digital teacher ▶

Demonstrates the relationship between digital and analogue time at a glance. The analogue clock face shows hours up to 12 whereas the digital clock shows hours up to 24. Both clock times have to be operated manually.

**Contents:**

- wooden board (49 x 12.5 cm)

**3030400** Clock analogue-digital teacher



## Clock magnetic teacher ▶

This demonstration clock has a 12 and 24 hour marking and is easy to attach to a magnetic board. Mark the digital times before and after noon on the 2 displays with the magnetic number cards. The colour of the hands correspond with the colour of the displays.

**Contents:**

- magnetic clock with plastic hands (35.5 x 30 cm)
- 44 magnetic number cards

**2070000** Clock magnetic teacher

**2071000** Clocks AM/PM pupils



2070000



2071000



## ◀ Clock with various clock faces teacher

Demonstration clock with synchronised hands and different clock faces. The transparencies can easily be changed by twisting off the large hand. Helps to teach pupils both simple and more advanced time concepts.

**Contents:**

- wooden clock (30 x 30 cm) with basic clock face
- thick cord to hang the clock and a thin cord to move the hands
- 3 transparencies with clock faces (numbers 1-12, numbers 1-24, Roman numerals)
- white plastic cards with 4 quarters of hours
- (for the Dutch market 1 transparency with hours, minutes and Dutch words)

**3030311** Clock with various clock faces teacher



### Clocks 12 and 24 hours pupils ▲

Writable clocks with an analogue clock face and a digital display indicating 12 and 24 hour marks.

**Contents:**

- 10 plastic clocks (11 x 12 cm)

**3030510** Clocks 12 and 24 hours pupils



### Clocks 12 hours pupils ▲

Writable clocks with an analogue clock face and a digital display indicating 12 hour marks.

**Contents:**

- 10 plastic clocks (11 x 12 cm)

**3030511** Clocks 12 hours pupils



### Clocks hours and minutes pupils ▲

Writable clocks with an analogue clock face and a digital display indicating 24 hour and minute marks.

**Contents:**

- 10 plastic clocks (11 x 12 cm)

**3030512** Clocks hours and minutes pupils



### ◀ Clock hours and minutes pupils

Wooden clock for individual use with 1-12, 1-24 and minute notation.

**Contents:**

- wooden clock (15 x 15 cm)

**3030302** Clock hours and minutes pupils

### Clock synchronous pupils ▶

Wooden clock with synchronised hands for individual use with 1-12, 13-24 and minute notation. The clock can stand due to the holder on the backside.

**Contents:**

- wooden clock (15 x 15 cm) with mechanism and wooden holder

**3030305** Clock synchronous pupils



### ◀ Clock round up to 24 - analogue pupils

Wooden clock showing hours from 1 to 24.

**Contents:**

- wooden clock (18 cm Ø)
- plastic blue hands

**E577024** Clock round up to 24 - analogue pupils



## Clock small pupils ▶

The 12 hours clock markings are shown in red and the 24 hours clock markings in green. The hands can be moved but do not move synchronously.

**Contents:**

- plastic clock: 7.3 cm Ø

**2072000** Clock small pupils



## ◀ Clock hours and minutes yellow pupils

Clock for individual use with hours 1-12, 13-24 and minute notation.

**Contents:**

- plastic clock (15 x 20 cm)

**E522894** Clock hours and minutes yellow pupils

## Clock analogue-digital pupils ▶

Plastic clock for individual use. Set the time on the analogue clock using the hours and minutes hands and turn the numbers for the corresponding digital time.

**Contents:**

- plastic clock (23 cm width)

**E522906** Clock analogue-digital pupils



## ◀ Clock synchronous yellow pupils

Clock with synchronized hands for individual use with hours 1-12 and 13-24.

**Contents:**

- plastic clock (11 cm Ø)

**E523036** Clock synchronous yellow pupils

## Clock stamps analogue - digital

The stamp prints an analogue face with a digital face below it. Draw the hands on the analogue clock face and write the corresponding digital time. The analogue clock face has a diameter of 6 cm.



### ▶ Clock stamp analogue - digital 12 hours

**Contents:**

- blue plastic box (10.5 x 8.5 x 5 cm)
- stamp with wooden handle

**1858001** Clock stamp analogue - digital 12 hours

### ◀ Clock stamp analogue - digital 24 hours

**Contents:**

- blue plastic box (10.5 x 8.5 x 5 cm)
- stamp with wooden handle

**1858002** Clock stamp analogue - digital 24 hours

## Clock stamps 6 cm ▶

Create your own clock faces with these clock stamps. The set contains one stamp with 12 hour marks, one with 24 hour marks, one with Roman numerals and one without numerals. Available with diameter of 4 and 6 cm.

**Contents:**


- blue plastic box with transparent lid
- 4 rubber stamps with wooden handle

**1861000** Clock stamps 6 cm



## Clock stamps 4 cm ▶

**1864000** Clock stamps 4 cm



### ◀ Clock dominoes analogue-digital

This self-checking dominoes gives practice in reading and combining analogue and digital clock times. Start by placing the card with the arrow. The arrow shows the direction in which the cards should be placed. The card also contains a clock. Look for the corresponding digital time. Check if the domino is placed correctly; the first card with the arrow and the last card show the same time.

**Contents:**

- wooden box with separate lid (22 x 19 x 3.5 cm)
- 6 transparent plastic boxes in each box
- 15 plastic cards

**1416001** Clock dominoes analogue-digital





# Mathematical play (3–6 years)

## Geometry

Colour and shape

Sorting and serializing

Spatial orientation

## Colour and shape

Playing with colours and shapes is a basic need for every child. The main goal is for children to identify and name the various colours and shapes. Activities such as sorting shapes and serializing colour nuances stimulate the development of insight into colour and shape.

## Shape together ▶

Combine interactive wooden stamps with a learning app on a tablet. Play together up to 4 children to learn about different shapes and colours. The 5 different games can be played independently and improve social and cooperative skills.

Download the app for free. Compatible with all Ipad (except for Ipad 1) and many Android tablets (Samsung, Lenovo, Asus).

### Contents:

- 24 wooden stamps:
  - 8 black shapes
  - 8 shapes with outline
  - 8 colours
- free app
- wooden box [24.5 x 29.5 x 4.5 cm]

90000021 Shape together

New product



Early learning has never been easier and more fun than by stamping the right stamps onto the tablet!





## Shape sorting puzzle ▶

Sorting set with 3 geometric shapes in 2 sizes to help children distinguish colours, shapes and sizes. Stimulates hand-eye coordination and fine motor skills. The extra large knobs are ideal for little hands.

**Contents:**

- 6 wooden puzzle pieces
- wooden frame (20 x 28 cm)

**E523130** Shape sorting puzzle



## ◀ Sorting blocks

Insert the wooden blocks into the frame. Start with the transparent side facing you. For a more challenging game turn the frame and try to place blocks without seeing the depth of the slots. Learn to distinguish differences in length and colour. Develop hand-eye coordination, spatial reasoning and fine motor skills.

**Contents:**

- 7 wooden sticks in 5 lengths and colours
- wooden frame (25 x 11 x 3 cm)

**3003250** Sorting blocks

## Shapes game ▶

Compare, arrange and stack shapes. Discover and name 9 different shapes; circle, hexagon, rectangle, triangle, trapezoid, plus sign, square, diamond and oval. Use for a group lesson, as a stacking game or trace shapes on paper and create designs.

**Contents:**

- 54 plastic pieces in 9 shapes and 6 colours
- plastic stand (25 x 25 cm)

**E522847** Shapes game



## ◀ Colour dominoes

Wooden dominoes with tiles that feature coloured circles. Match play field colours with the next piece added. Children can explore the game independently or in groups. See who can match the most.

**Contents:**

- 28 wooden dominoes pieces
- wooden box (30.5 x 12.5 x 4 cm)

**E523238** Colour dominoes



## Colodie ▶

Children roll a colour die in turn to find a matching coloured piece for their puzzle. The first child to complete their image wins the game. Fitting the pieces into place helps children develop confidence with colours and shapes.

**Contents:**

- 6 puzzles
- 6 wooden puzzle pieces each
- 2 dice with colours
- wooden box (23 x 20 x 8 cm)

**E522040** Colodie



## ◀ Colour die

With a red, blue, yellow, green, orange and white side. Search, for example, objects in the classroom which have the same colour as shown by the die or practise combining colours with quantities by throwing both a number die and the colour die. Give assignments such as: 'Take 6 orange beads' or 'Colour 2 blue socks'. The die is made from soft plastic, which makes it safe to handle and rolls quietly. Easy to clean so suitable for indoor as well as outdoor use.

**Contents:**

- soft plastic die with colours (10 cm)

**3011520** Colour die

## Figurovorm ▶

Figurovorm offers endless ways of looking at a circle and how it is made up. In a playful way children discover the concept of fractions ( $1/2$ ,  $1/3$  etc.) as well as fractional shapes (semi-circle, oval etc.).

**Contents:**

- 2 plastic frames
- 12 assignment cards
- plastic shapes in 6 colours
- wooden box (35 x 35 x 8 cm)

**E522949** Figurovorm

**E522948** Figurovorm - assignment cards (12)



## ◀ Geometric shapes puzzle

Find and match wooden puzzle pieces in various geometrical shapes, sizes and colours. Orient the frame in a different direction for a new spatial perspective.

**Contents:**

- 16 wooden puzzle pieces in 4 shapes, sizes and colours with large wooden knobs
- wooden frame (34 x 34 cm)

**E522418** Geometric shapes puzzle

## Colour nuance ▶

The changes on the image cards are based on value and hue. Children arrange matching cards from darkest to lightest. This game encourages children to understand gradations of hue and the impact it has on images.

**Contents:**

- 36 plastic image cards
- wooden frame (40 x 40 cm)

**E522227** Colour nuance



## ◀ Peutra

Build towers as shown on the assignment cards. Learn to distinguish various colours and shapes and to convert a 2D picture into a 3D structure. Improve hand-eye coordination and fine motor skills. Assignments feature actual size models and have an increase in degree of difficulty.

**Contents:**

- 2 wooden stands
- 48 wooden blocks in 3 shapes and 4 colours
- 10 plastic assignment cards
- wooden box (34 x 40 x 8 cm)

**E522935** Peutra

**E522937** Peutra - additional stand

## Shapes tower ▶

Build towers as shown on the assignment cards. Learn to distinguish various colours, sizes and shapes and to convert a 2D picture into a 3D structure. Improve hand-eye coordination and fine motor skills. Assignments feature actual size models and have an increase in degree of difficulty.

**Contents:**

- 4 wooden stands
- 8 plastic assignment cards with 16 assignments
- 24 wooden blocks in 3 shapes and 4 colours
- wooden box (27 x 21 x 7.5 cm)

**3003220** Shapes tower



## ◀ Rings & sticks

Create figures of the assignment cards with the rings and sticks or create your own figure. Compare various lengths and sizes. Stimulate fine motor skills and visual analysis.

**Contents:**

- 248 plastic shapes in 4 colours
- 24 plastic assignment cards
- wooden box (35 x 19 x 8 cm)

**E522172** Rings & sticks

**E522194** Rings & sticks - extra shapes (248)





## Stick the shape ▶

Combine colour and shape and grab the right card as quickly as possible with the suction cup. Develop precision and speed.

**Contents:**

- wooden die with shapes
- wooden die with colours
- 6 rubber sticks with suction cup
- 72 plastic cards
- wooden box (22.5 x 11 x 6 cm)

**90000006** Stick the shape



## ◀ Plus

These assignments look like math sums but instead of numbers they feature shapes and colours in specific order. Playing the communication game enhances auditory memory and fosters teamwork. Self-checking.

**Contents:**

- 16 plastic assignment cards
- 28 wooden shapes
- 2 wooden stands
- wooden box (35.5 x 16.5 x 5 cm)
- 7 wooden pegs

**305300** Plus

## Forms row ▶

Do you see a triangular shape in a tent, roof and party hat? Recognise geometrical shapes in everyday objects and develop visual analysis. Form rows of picture cards with the same geometric shape.

**Contents:**

- 36 plastic image cards
- wooden frame (40 x 40 cm)

**E522908** Forms row



## ◀ Search the shape

Do you see the shape of the digit 2 in the swan's neck? Recognise numbers and geometrical shapes in pictures and combine 2 cards with shapes that match. In this way, visual analysis is developed. Sort image cards to the assignment strips. The assignments have an increase in degree of difficulty. Self-checking.

**Contents:**

- 8 assignment strips
- 32 plastic cards
- wooden box (34 x 20 x 6 cm)

**E522909** Search the shape

# Mathematical play (3–6 years)

## Geometry

Colour and shape

Sorting and serializing

Spatial orientation

## Sorting and serializing

Sorting and serializing is all about the set theory. The main goal for children is to recognise and to arrange objects in a certain order based on one or more characteristics. Sorting blocks by colour or putting blocks in an order from small to large are activities that stimulate sorting and serializing.

## Lacing sea animals ▶

Throw 2 colour dice and lace a sea animal with the 2 corresponding colours. Or place a series of cards on the table and lace the same sea animals. Develop visual discrimination and fine motor skills.

### Contents:

- 32 wooden lacing figures
- 32 cards with sea animals
- 4 blue cotton laces
- 2 colour dice
- wooden box (22.5 x 11 x 6 cm)

**E523387** Lacing sea animals



## Which is wrong? ▼

Name and describe items that belong together and select 1 item that does not. There are 4 items on the assignment card, place the red x on the wrong item. The reverse side of the assignment card has a key to check play.

### Contents:

- 24 plastic assignment cards
- 24 transparent plastic cards with red x
- wooden box (34 x 20 x 6 cm)

**E522865** Which is wrong?





## Beads pattern game ▶

Create beads patterns as shown on the assignment cards by stringing beads on a lace or holder. Get familiar with working in horizontal as well as vertical planes. Improve hand-eye coordination, spatial reasoning and fine motor skills. The assignment cards have an increase in degree of difficulty.

### Contents:

- 16 plastic assignment cards with 32 assignments
- 4 cotton laces
- 4 wooden stands
- 180 plastic beads in 6 shapes and 5 colours
- wooden box (33.5 x 32 x 6 cm)

**3905030** Beads pattern game



## ◀ Maxi stringing beads

Learn about shapes, colours, order and patterns. Follow the patterns as shown on the assignment cards to fill a stand or the plastic thread. The black and white patterns allow children to use their own colours.

### Contents:

- 2 wooden stands
- 12 plastic assignment cards (24 assignments)
- 5 metre plastic thread
- 130 plastic beads in 6 shapes and 5 colours
- wooden box (34 x 20 x 7.5 cm)

**E522112** Maxi stringing beads

**E522115** Maxi stringing beads - card stand

**E522188** Maxi stringing beads - extra beads (180)

## Repeat the bead ▶

Children learn to make series based on shape and colour. The magnetic assignment card shows the first part of a necklace. Children finish the necklace by continuing the given sequence which stimulates mathematical skills, fine motor skills, and hand-eye coordination.

### Contents:

- 120 plastic beads in 2 shapes and 3 colours
- 4 wooden cards with laces
- 16 magnetic assignment cards
- wooden box

**E523277** Repeat the bead



## ◀ Panorama

Children classify card images into categories. Cues from the matrix card's horizontal and vertical axes show a pattern. Children distinguish the logical progression of images with classifications such as, nearest, near, far and further; lowest, low, high and highest. A variety of descriptions may apply to each, so the children can extend their vocabulary with team work.

### Contents:

- 6 plastic matrix cards
- 96 plastic image cards
- wooden box (34 x 34 x 7 cm)

**E522033** Panorama

## Diagram environment ▶

Children can sort various types of waste in the right category, such as glass, vegetable-fruit-garden, paper, textile and chemical waste. They learn in a playful way at which category the waste types belong. On the back of the picture card with waste types is the recycle logo.

**Contents:**

- 25 plastic image cards
- wooden frame (34 x 34 cm)

**E523343** Diagram environment



## ◀ Diagram food

Children can sort food and drinks in the correct product category, such as vegetable-fruit, meat-fish, dairy products, drinking, carbohydrates and fats. They learn in a playful way at which category the food and drinks belong.

**Contents:**

- 36 plastic image cards
- wooden frame (40 x 40 cm)

**E523344** Diagram food

**E522920**



**E522109**



**E522815**



**E522921**



**E522110**



**E522816**



## Sorting lotto outside

Examine and sort image cards and place them in the right situation. Discover characteristics of situations and of the world around you. The inlay board shows 2 situations.

**Contents:**

- 2 plastic theme cards
- 16 plastic image cards
- wooden inlay board (40 x 28 cm)

**E522920** Sorting lotto outside  
- road/pavement

**E522921** Sorting lotto outside  
- water/air

## Sorting lotto animals

Inlay board where the child has to find the picture card corresponding to the theme. There are 16 picture cards to be sorted. The child is introduced to 2 situations.

**Contents:**

- 2 plastic theme cards
- 16 plastic picture cards
- wooden inlay board (40 x 28 cm)

**E522109** Sorting lotto  
- pets/sea animals

**E522110** Sorting lotto wood  
- farm/land animals

## Sorting lotto seasons

Sort image cards and match them to one of the seasons. Learn characteristics of seasons and develop a sense of time.

**Contents:**

- 2 plastic theme cards
- 16 plastic image cards
- wooden frame (40 x 28 cm)

**E522815** Sorting lotto seasons  
- spring/summer

**E522816** Sorting lotto seasons  
- autumn/winter

## Sorting lotto - animals and their food ▶

Sort and combine cards with animals and their food, fur, young and home. Increase vocabulary and knowledge about animals.

### Contents:

- 2 x 9 plastic image cards
- wooden frame (34 x 34 cm)

**E523074** Sorting lotto - animals and their food

**E523075** Sorting lotto - animals and their fur

**E523076** Sorting lotto - animals and their babies

**E523077** Sorting lotto - animals and their home



E523074



E523075



E523076



E523077

E523365



E523366



E523367



900000003



E523368

## ◀ Spider sorting puzzles

Look at the images the spider shows. The spider gives 4 assignments.

Place image cards with matching characteristics in the right place into the inlay frame.

### Contents:

- 17 wooden puzzle pieces
- wooden frame (40 x 40 cm)

**E523365** Spider sorting puzzle - quantities

**E523366** Spider sorting puzzle - colours

**E523367** Spider sorting puzzle - shapes

**E523368** Spider sorting puzzle - the four seasons

**900000003** Spider sorting puzzle - emotions

## Where does it belong? ▶

Develop visual perception and mathematical thinking. Assignment cards relate to the image cards visually and numerically. Students are challenged to find the correct matches. When correct, both cards turned over together will reveal a small circle. The assignment cards have an increase in degree of difficulty.

### Contents:

- 18 plastic assignment cards
- 18 plastic image cards
- wooden box (34 x 20 x 6 cm)

**E523120** Where does it belong?



## Bear sorting game ▶

Place the assignment card into the holder. Place the bears with the same colour and size in front of the assignment card by using tweezers.

### Contents:

- 16 plastic assignment cards
- 64 plastic bears
- 2 wooden tweezers
- 2 wooden stands
- wooden box (32 x 18 x 6 cm)

**E523381** Bear sorting game



## ◀ Find the row

Find the row helps children learn to organize and classify categories for images. Children describe and compare an assignment strip and the three small cards that belong with it as full-empty, wide-narrow, and high-low, etc. This game inspires the use of descriptive words which helps increase children's vocabulary. Self-checking.

### Contents:

- 10 plastic assignment cards
- 30 plastic image cards
- wooden box

**E523121** Find the row



## Dresscode ▶

Assignment cards and coded clue cards suggest a match from the accompanying clothing set cards. Children interpret clues from the thought bubble in order to cross-match a clothing choice. Based on colours, numbers and objects, this game encourages abstract and critical thinking. The assignment cards have an increase in degree of difficulty. Self-checking.

### Contents:

- 3 plastic cards
- 18 plastic assignment cards
- 19 plastic image cards
- wooden box

**300200** Dresscode



## ◀ Magnetic? Yes or no

Explore the principles of magnetism by putting the magnet on the board. Do the objects cling to the magnet? Predict the outcome by putting a green pin if you think an object will cling to the magnet and a red pin if you think it will not. The box can be filled with a wide array of your own materials.

### Contents:

- wooden board (30.5 x 20.5 x 4 cm) with a sliding lid and attached magnet

**E523275** Magnetic? Yes or no





# Mathematical play (3–6 years)

Geometry

Colour and shape

Sorting and serializing

Spatial orientation

## Spatial orientation

Spatial orientation is all about a sense of direction, visualization, and reading maps. The main goal for children is to develop an insight into the surrounding environment with the use of concepts such as location, order, and direction. Imitating each other's posture, building, mirroring, and reproducing are activities that stimulate spatial orientation.

**New  
product**

### Make the right move ▶

Make the right move as shown on the assignment cards. Imitate them yourselves or imitate each other. Develop spatial awareness and gross motor skills. As all postures are included twice, it is also possible to play memory.

**Contents:**

- 32 plastic assignment cards with 16 movements
- wooden box (24 x 12.5 x 7 cm)

**90000056** Make the right move



## Coding animals ▶

Learn the basic concept of coding. Hands-on material to make coding tangible for young children. The set contains 2 playing boards with different levels and an increase in difficulty. Together with the red playing board there are wooden figures to help children to visualise the steps of coding. The green playing board contains a counter with an arrow as support. Self-checking.

### Contents:

- 2 plastic playing boards
- 6 plastic assignment cards for red playing board
- 12 plastic assignment cards for green playing board
- 6 wooden figures
- 12 plastic cards with black arrows
- plastic counter with red arrow
- plastic card with 4 arrows
- wooden box

90000052 Coding animals

**New product**



## ◀ Place the animals

Where do the insects belong? Take an assignment card and its corresponding chips. Put the illustrated insects in their place. By reasoning you will find out where every animal belongs. Learn reasoning step by step by combining and deducing. With self-check.

### Contents:

- 2 plastic game boards
- 18 plastic chips
- 18 assignment cards printed on both sides
- wooden box

90000011 Place the animals

## Direction game ▶

Assignment cards have 8 similar squares with objects going in one direction or another. Find the image cards that are coded to go along with one of the assignment cards. Place the image card next to a matching object with the same direction. When correct, cards turned over reveal a large image.

### Contents:

- 8 plastic assignment cards
- 64 plastic image cards
- wooden box (34 x 20 x 6 cm)

E523054 Direction game







## Vista ▶

What do the animals see? First take an assignment card and reconstruct the building on the game board. Now there are two options for play. Look carefully and where necessary turn the board, then place the animals in the right place. Or: first place the animals in the indicated location. From all sides look at what they see and construct the building. Develop fine motor skills, visual memory and spatial insight.

### Contents:

- plastic game board
- 4 wooden animal figures
- 16 wooden blocks
- 24 assignment cards
- wooden box (30 x 21 x 6 cm)

90000010 Vista



## ◀ Team building

Build elven houses as shown on assignment cards. Create all houses, add some trees, make an elven city and play with the elves. Develop spatial reasoning skills, creativity, fine motor skills and shape and colour recognition. Play and work together to promote team working skills. The assignment cards have an increase in degree of difficulty.

### Contents:

- 18 plastic assignment cards
- 6 plastic playing fields
- 96 wooden blocks in 4 shapes and 2 colours
- wooden box

300300 Team building

## Mini-Midi-Maxi ▶

Explore the differences between smallest, small, larger and largest. The concepts are encountered during play.

### Contents:

- 4 wooden stands
- 36 wooden figures
- 24 assignment strips
- 8 assignment cards
- 9 matrix cards
- 4 game boards
- wooden box (32 x 23 x 6.4 cm)

305000 Mini-Midi-Maxi



## Perspectivo ▶

Copy scenes in perspective and communicate about what you see. Stimulate spatial orientation and vocabulary.

**Contents:**

- 12 plastic assignment cards
- 20 wooden figures
- 2 wooden holders
- wooden box (22.5 x 11 x 6 cm)

**E523361** Perspectivo



## ◀ Figurogram

Promote abstract thinking and creativity with this fascinating activity. Create the geometric image by following assignment cards. For a challenging game, recreate one quarter of an image which is completed when reflected in the mirrors. Shape, pattern and spatial relationships take a new perspective. The assignment cards have an increase in degree of difficulty.

**Contents:**

- 48 plastic shapes
- 18 plastic assignment cards
- plastic safety mirror
- wooden box (35 x 19 x 8 cm)

**E522231** Figurogram

**E522232** Figurogram extra shapes (48)

## Search and find - shadow and contour ▶

Fun variation on the memory match game concept. Insert one assignment card into the game box upper shelf and try to find the related pairs by lifting the green discs. Children combine objects with shadows and contours. Durable and versatile, this boxed set keeps all the items in place.

**Contents:**

- 8 assignment boards
- 12 wooden green discs
- wooden game board / storage box (32 x 32 x 6 cm)

**E523311** Search and find - shadow and contour



## ◀ Shadow game

Name and describe items that belong together and select 1 item that does not. There are 4 items on the assignment cards, place an x on the wrong item. Turn the assignment card on its reverse side in order to check your answer.

**Contents:**

- 4 assignment boards
- 32 plastic image cards
- wooden box (34 x 20 x 6 cm)

**E522864** Shadow game

## Building spatial ▶

Build structures as shown on assignment cards or build a part and position the mirror so the whole structure is visible. Improve hand-eye coordination, spatial reasoning and fine motor skills. Learn to convert a 2D image into a 3D structure. The assignment cards have an increase in degree of difficulty.

### Contents:

- 24 plastic assignment cards
- 40 wooden blocks in 2 colours
- plastic safety mirror
- wooden box (35 x 19 x 8 cm)

**E522234** Building spatial

**E522235** Additional set of construction blocks (40)

**E522236** Additional plastic safety mirror



## Verti-blocs set B ▶

**1365002** Verti-blocs set B



## ◀ Verti-blocs set A

Build structures as shown on the assignment cards or use your imagination. Learn to convert a 2D image into a 3D structure. Improve hand-eye coordination, spatial reasoning and fine motor skills. The assignment cards have an increase in degree of difficulty.

### Contents:

- 180 wooden blocks in 4 colours
- 4 wooden holders
- 21 plastic assignment cards (41 x 28 x 6.5 cm)
- wooden box

**1365001** Verti-blocs set A



## ◀ Verti-blocs blocks

Extra blocks for Verti-blocs set A and B. In this way, more children can work with the assignment cards at the same time. The blocks can also be used to visualise arithmetic operations and to develop insight into quantities and number structure.

### Contents:

- 100 wooden blocks in 4 colours
- wooden box (27.5 x 16 x 6.5 cm)

**1366000** Verti-blocs blocks

## Verti-fix ▶

Connect cubes to create a clock, mill or other structure as shown on the assignment cards or use your imagination. Learn to convert a 2D picture into a 3D structure. Improve hand-eye coordination, spatial reasoning and fine motor skills. The assignment cards have an increase in degree of difficulty.

**Contents:**

- 150 plastic cubes in 5 colours
- 24 plastic assignment cards
- 2 wooden stands
- wooden box (46 x 33.5 x 5.5 cm)

1372000 Verti-fix



## ◀ Verti-fix Animals

Create animals as shown on inspiration cards or use your imagination. The cards contain animals living on land or in the water. Play together and inspire each other. Improve hand-eye coordination, spatial reasoning and fine motor skills.

**Contents:**

- 215 plastic blocks
- 16 plastic inspiration cards
- 2 wooden stands
- wooden box (46 x 33.5 x 5.5 cm)

E523323 Verti-fix Animals

## Verti-fix snap cubes ▼

Extra snap-cubes for Verti-fix. In this way, more children can work with the assignment cards at the same time. The cubes can also be used to visualise arithmetic operations and to develop insight into quantities, number structure and fractions.

**Contents:**

- 100 plastic snap-cubes in 5 colours
- wooden box ( 27.5 x 16 x 6.5 cm)

1372001 Verti-fix snap cubes



## Wooden dominoes set ▶

Build a dominoes track and use objects as stairs, bells, a marble track or a mill to make it even more challenging.

### Contents:

- 500 dominoes
- 4 stairs
- 3 revolving doors
- mill
- marble track
- 10 building blocks
- 2 buffers
- 2 bells
- wooden box (38 x 32 x 7 cm)

**E523127** Wooden dominoes set



## Large wooden building blocks in 3 boxes ▶

This set of solid wooden blocks is stored in 3 stackable wooden boxes. The box at the bottom has a set of wheels.

### Contents:

- 80 solid wooden blocks that comprise:
  - 16 cubes (10 x 10 x 10 cm)
  - 16 building blocks (20 x 10 x 5 cm)
  - 8 cubes cut in half (9.5 x 9.5 x 10 cm)
  - 8 cubes cut in four (6.7 x 6.7 x 10 cm)
  - 12 tiles (10 x 10 x 5 cm)
  - 12 poles (20 x 5 x 5 cm)
  - 8 diagonally cut blocks (20 x 10 x 5 cm)

**236300** Large wooden building blocks in 3 boxes



## ◀ Large wooden building blocks

Comprehensive set of large play blocks in solid beech.

### Contents:

- 3 stackable wooden boxes (64.5 x 34.5 x 11.5 cm)
- 156 blocks that comprise 36 cubes
- 36 building blocks
- 24 diagonally cut halve cubes
- 12 poles
- 24 cubes cut in four
- 24 tiles

**236600** Large wooden building blocks



## ◀ Wooden building blocks blank

100 wooden building blocks in different shapes.

### Contents:

- cotton bag.
- basic size: 3 x 3 x 3 cm.

**E522480** Wooden building blocks blank



## Math boxes by Jef van Kuijk

The Math Boxes are a series of wooden materials for children 0-7 years of age for the benefit of the development of thinking and mathematics. The construction of the materials is based on the cycles of the dynamic system theory: actions, concrete representations, abstract representations. The math boxes are a help for the children to develop mathematical thinking. There are 7 math boxes, every box with different levels of classification, seriation, comparison, numbers and operations.



Dr Jef van Kuijk,  
developer Math boxes

**New  
products**

### Math box 1 ▶

Learn to distinguish shapes and colours. The box contains 4 small boxes with matching lids. Through holes in these lids, the differently shaped two- and three-dimensional blocks can be placed into the box. Use the blocks separately to create different variations of two- and three-dimensional shapes.

**Contents:**

- 4 small wooden boxes
- 16 three-dimensional wooden shapes in 4 colours
- 16 two-dimensional wooden shapes in 4 colours
- wooden box (30 x 30 x 7 cm)

**493600** Math box 1



### ◀ Math box 2

Make series with round shapes in a five-structure, based on characteristics such as size and thickness. The game is self-correcting. Combine Math box 2 and Math box 3 to extend the learning possibilities.

**Contents:**

- 3 wooden boards (29.5 x 21 x 1 cm) with slots
- 15 three-dimensional wooden objects
- 3 plastic assignment cards
- wooden box (30 x 30 x 7 cm)

**494001** Math box 2

## Math box 3 ▶

Make series in a five-structure, based on characteristics such as length, height and width. The game is self-correcting. Combine Math box 2 and Math box 3 to extend the learning possibilities.

### Contents:

- 3 wooden boards (29.5 x 21 x 1 cm) with slots
- 15 three-dimensional wooden objects
- 3 plastic assignment cards
- wooden box (30 x 30 x 7 cm)

494002 Math box 3



**New  
products**

## ◀ Math box 4

Develop the concepts of size, of arranging objects by one single quality of size, and of the practical handling of the 10-structure. Concepts that are covered are: short, long, thin, thick, low, high, narrow and wide.

### Contents:

- 4 sequences of wooden objects increasing in length, thickness, height, or width
- 8 plastic assignment cards
- wooden box (30 x 30 x 7 cm)

492000 Math box 4



## Math box 5 ▶

Learn the concepts of size, how to arrange objects by a single characteristic and by several characteristics. Pay attention to the differences in size, and sometimes to the differences in colour as well. The objects are made in such a way that while classifying by size, the colour differences are not beneficial, neither are the size differences while classifying by colour. The child learns to switch from one characteristic to another.

### Contents:

- 4 sequences of wooden objects increasing in length, thickness, height, or width
- 16 plastic assignment cards
- wooden box (30 x 30 x 7 cm)

492100 Math box 5





## Math box 6 ▶

Learn to compare numbers. Work with the comparison-block, with the comparison strips and with the number strips. Learn numbers 1 to 10 as well as the 'less than' symbol  $<$ , the 'greater than' symbol  $>$  and the for 'equal to' symbol  $=$ . The materials offer several opportunities for cooperative learning.

### Contents:

- wooden comparison block
- 20 wooden blocks for the comparison block
- 10 wooden rods
- 1 plastic cover
- 80 wooden chips and figures
- 5 plastic shape cards
- 4 plastic comparison strips
- 2 plastic number strips
- 40 plastic dotted cards
- 20 plastic number cards
- 4 plastic + and - symbols
- 4 plastic  $>$  and  $=$  symbols
- wooden box (30 x 30 x 7 cm)

493000 Math box 6

**New  
products**



## ◀ Math box 7

Learn how to compare the numbers 1 to 20 and how to work with a matrix. Solve simple mathematical operations like addition and subtraction. The materials offer several opportunities for cooperative learning.

### Contents:

- 120 wooden chips and figures
- 5 plastic shape cards
- 8 plastic comparison strips
- 4 plastic number strips
- 20 plastic number cards
- 4 plastic + and - symbols
- 4 plastic  $>$  and  $=$  symbols
- 10 plastic assignment cards
- wooden box (30 x 30 x 7 cm)

493100 Math box 7

### Geometry

Jegro pertains to shapes and their properties. The main goal is for the child to gain spatial insight, to sort and serialize, and to learn about colours and shapes. Building 3D constructs, experiencing symmetry and mirroring objects are activities that increase geometric understanding.

### Scope

Create colourful patterns as shown on the assignment cards or create patterns yourself. Develop spatial reasoning and fine motor skills, creativity and early math skills.

#### Scope set junior ▶

**Contents:**

- plastic bucket with lid (19.5 x 13.5 cm)
- 9 small white plastic scales (11 cm Ø)
- 180 trapezoids in yellow, dark blue and red
- 4 inspiration booklets

**3802098** Scope set junior



#### ◀ Scope school set colour

**Contents:**

- cardboard box (30.5 x 21.5 x 15 cm)
- 4 large white plastic scales (22 cm Ø)
- 400 trapezoids in the colours white, light blue, green, yellow, black, violet, dark blue and red
- 4 inspiration booklets

**3802060** Scope school set colour

## Scope school set colour extra ▶

**Contents:**

- cardboard box (30.5 x 21.5 x 25 cm)
- 10 large white scales (22 cm Ø)
- 1000 trapezoids in the colours reddish brown, white, light blue, green, yellow, black, violet, dark blue, red, orange
- 10 inspiration booklets

**3802062** Scope school set colour extra



## ◀ Scope school set transparent

**Contents:**

- cardboard box (30.5 x 21.5 x 15 cm)
- 6 large transparent scales (22 cm Ø)
- 600 trapezoids in the colours red, clear, blue, yellow, green and violet
- 6 inspiration booklets

**3802063** Scope school set transparent

## Scope school set mix ▶

**Contents:**

- cardboard box (30.5 x 21.5 x 15 cm)
- 2 large scales: white and transparent (22 cm Ø)
- 2 small scales: white and transparent (11 cm Ø)
- 855 shapes: 400 trapezoids, 325 small triangles and 130 large triangles in 10 transparent and 10 full colours
- 4 inspiration booklets

**3802068** Scope school set mix

**3802011** Large white plastic scale for Scope (22 cm Ø)

**3802012** Large transparent plastic scale for Scope (22 cm Ø).

**3802110** 10 small white plastic scales (11 cm Ø) for Scope.



## Lokon

Durable construction material to build 2D and 3D structures.  
Develop understanding of spatial concepts and fine motor skills.

### Lokon 156 pieces in polybag

**Contents:**

- 156 pieces Lokon of durable plastic:
  - 3 different shapes: triangle, square and pentagonal
  - 6 colours: red, blue, yellow, green, black and white
- 2 plastic instruments for opening and closing the models

**3088000** Lokon 156 pieces in polybag



### Lokon 156 pieces in cardboard box

**Contents:**

- cardboard box (26 x 17 x 7.5 cm)
- 156 pieces Lokon of durable plastic:
  - 3 different shapes: triangle, square and pentagonal
  - 6 colours: red, blue, yellow, green, black and white
- 2 plastic instruments for opening and closing the models
- inspiration booklet

**3088101** Lokon 156 pieces in cardboard box



### Lokon 624 pieces

**Contents:**

- blue plastic tray with transparent lid 624 pieces Lokon of durable plastic:
  - 3 different shapes: triangle, square and pentagonal
  - 6 colours: red, blue, yellow, green, black and white
- 8 instruments for opening and closing the models

**3088119** Lokon 624 pieces



### Lokon 156 pieces

**Contents:**

- transparent plastic box with transparent lid (24.5 x 17.5 x 8 cm)
- 156 pieces Lokon of durable plastic:
  - 3 different shapes: triangle, square and pentagonal
  - 6 colours: red, blue, yellow, green, black and white
- 2 plastic instruments for opening and closing the models

**3088100** Lokon 156 pieces

### Lokon 312 pieces

**Contents:**

- 312 pieces Lokon of durable plastic:
  - 3 different shapes: triangle, square and pentagonal
  - 6 colours: red, blue, yellow, green, black and white

**3088102** Lokon 312 pieces





## Lokon 468 pieces

**Contents:**

- cardboard box (30 x 22.5 x 16 cm)
- 468 pieces Lokon of durable plastic:
  - 3 different shapes: triangle, square and pentagonal
  - 6 colours: red, blue, yellow, green, black and white

**3088103** Lokon 468 pieces



## Lokon discovery ▶

Assignment cards for Lokon. The set contains 15 assignment cards with 2D and simple 3D models. The assignment cards have an increase in difficulty.

**Contents:**

- cardboard folder (31.5 x 23 x 0.4 cm)
- 16 paper A4-sheets

**3088200** Lokon discovery



## Lokon excellent ▶

Assignment cards for Lokon. This set contains 14 assignment cards with 3D models with reduced picture size. The assignment cards have an increase in degree of difficulty.

**Contents:**

- cardboard folder (31.5 x 23 x 0.4 cm)
- 16 paper A4-sheets

**3088215** Lokon excellent


## ◀ Lokon scenery

Assignment cards for Lokon. The set contains 15 assignment cards with 3D models with reduced picture size. The assignment cards have an increase in difficulty.

**Contents:**

- cardboard folder (31.5 x 23 x 0.4 cm)
- 16 paper A4-sheets

**3088205** Lokon scenery



## Line puzzle ▶

Recognise shapes and patterns, develop spatial reasoning skills and learn about the part-whole relationship. Use the jigsaw pieces to create the figures as shown on the assignment card. The assignment cards have an increasing degree of difficulty.

**Contents:**

- wooden box with transparent lid (18.5 x 18.5 x 3.5 cm)
- 12 plastic assignment cards with 22 assignments and 2 grids
- 12 plastic jigsaw pieces

**3005470** Line puzzle



## Triangle game ▶

Stimulate logical thinking and develop spatial reasoning skills. Use the triangles to make the assignment. The exercises have an increasing degree of difficulty.

**Contents:**

- wooden box with transparent lid (18.5 x 18.5 x 3.5 cm)
- 12 plastic assignment cards
- 8 plastic triangles

**3005461** Triangle game



## ◀ Circo

Develop spatial reasoning skills and learn about the part-whole relationship. Choose a large, medium or small assignment card. The cards contain red and white quarter circles, try to discover them and create the figures as shown on the assignment card. The assignment cards have an increasing degree of difficulty.

**Contents:**

- wooden box with transparent lid (18.5 x 18.5 x 3.5 cm)
- plastic card with grid
- 14 plastic assignment cards printed on both sides
- 32 plastic playing cards with quarter circles

**3005465** Circo



## ◀ Mirrorworld

Challenging materials to experience mirror images. The exercises allow pupils to discover the various possibilities and characteristics of the mirror book. The attractive materials stimulate to experiment, to draw your own shapes and to create your own mirror images.

**Contents:**

- wooden box (33 x 29 x 4 cm)
- 2 wooden mirror books
- 12 plastic assignment cards
- 2 plastic cards with angles
- 4 plastic worksheets for copying
- 10 coloured wooden geometrical shapes
- 10 coloured wooden figures
- 4 yellow and 4 blue plastic strips
- 8 yellow wooden blocks

**3003170** Mirrorworld

## Mirrors ▶

Use the mirrors in arithmetic lessons for mirroring or symmetry. They are also a practical aid for drawing a self-portrait or a lesson on dental care.

**Contents:**

- polybag
- 10 plastic mirrors

**1119012** Mirrors 17 x 12 cm

**1119014** Mirrors 8.5 x 12 cm



## ◀ Block in sight

Build, with assignment cards in perspective or with views, a structure. Check from 3 points of view. Learn about perspective, viewpoints, relations and develop spatial reasoning skills. Play individually or in pairs.

**Contents:**

- wooden box with transparent lid (11.5 x 10.5 x 7 cm)
- 12 wooden blocks in 2 sizes
- 12 plastic assignment cards with 23 assignments

**3003145** Block in sight

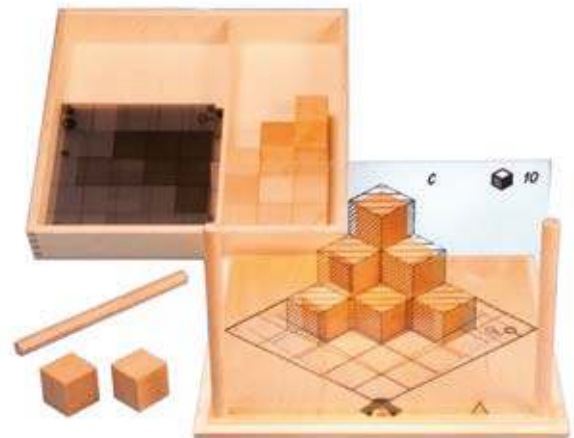
## 3-Dimensions ▶

Use the blocks to build the different views or projections as shown on the assignment cards. Use 3 assignment cards with views: 2 side views and a view from above or use an assignment card with a projection.

**Contents:**

- wooden box (32 x 29.5 x 6 cm)
- wooden lid as playing board
- 3 wooden pillars
- 24 wooden blocks
- 32 transparent plastic assignment cards
- 2 plastic drawing sheets (A-4)

**3003150** 3-Dimensions



## ◀ Mirror drawing

Discover symmetry and improve spatial orientation. Look in the mirror to see what the figure looks like and complete the drawing on the plastic card. Clean with a damp cloth and start again.

**Contents:**

- wooden box (27 x 19 x 3 cm)
- 6 plastic cards with 11 assignments
- 2 mirrors (17 x 12 cm)

**3003165** Mirror drawing



## Thinkstep red ▶

Which blocks are red and round? Learn to categorise blocks based on shape, height and colour. The puzzles are divided into 3 series with an increasing degree of difficulty and feature self-check.

### Contents:

- cotton bag (20 x 16 x 8 cm)
- plastic booklet with 36 puzzles
- 27 wooden blocks in 3 colours
- 36 laminated cards

**3050640** Thinkstep red



## ◀ Thinkstep yellow

Which blocks fit in the Venn diagram? Make circles with the laces and place blocks based on shape, height and colour. The puzzles are divided into 3 series with an increasing degree of difficulty and feature self-check.

### Contents:

- cotton bag (20 x 16 x 8 cm)
- plastic booklet with 36 puzzles
- 27 wooden blocks in 3 colours
- 3 red cotton laces

**3050641** Thinkstep yellow

## Electricity set ▶

Create various electric circuits and increase insight into electricity. All parts are designed to connect quick, easy and wireless.

### Contents:

- cardboard box
- 90 elements
- 33 assignment cards

**E577028** Electricity set







## Language play / Language

### Encourage children to become storytellers and capable readers

Enlarge your world by understanding words and use them to communicate.



# Language play (3–6 years)

Words

Vocabulary

## Vocabulary

Vocabulary is all about the pronunciation and meaning of words. The main goal for children is to understand the meaning of words and to use them in a correct way in a conversation. Listening to stories and looking at and talking about images are examples of activities that stimulate a child's vocabulary.

## Mindmapping - sort the picture

Combine sorting pictures with mindmapping. Children become familiar with the basic principles of mindmapping and learn to sort images by theme. The set contains 6 coloured wooden circles, 6 assignment cards with different themes and 60 counters with images. At the backside of the assignment cards you can create your own mindmaps.

### Contents:

- 6 wooden coloured circles (Ø 13 cm)
- 6 plastic round assignment cards (Ø 10 cm)
- 6 wooden connectors
- 60 plastic counters with pictures (Ø 3 cm)
- wooden box

900000054 Mindmapping - sort the picture

**New  
product**



## Story theatre ▶

This charming table top theatre is ideal for bringing stories and lessons to life. The arch acts like a picture frame which draws in the focused attention of children. This creative teaching tool is excellent for use with hand and finger puppets as well as sketches and pictures.

**Contents:**

- wooden table top theatre (47 x 37 x 9 cm)
- whiteboard

**E522182** Story theatre



## ◀ Story sheets

Encourage interactions between children and help them to expand their vocabularies. Insert the boards into the Puppet - Story theatre [522182]. Themes revolve around: seasons, daily life situations and recreational trips.

**Contents:**

- 6 plastic story boards, printed on both sides (12 stories)

**E522224** Story sheets

## Vocabulary bingo ▶

Turn the image cards over one by one. When you see an image that is on your Bingo card, you place a counter. Who is the first player to fill a Bingo card? Stimulate visual discrimination and social skills.

**Contents:**

- 8 Bingo cards
- 48 image cards
- 60 counters (red/yellow)
- wooden box (28 x 17 x 5 cm)

**E523360** Vocabulary Bingo



## House project ▶

These 6 lovely room scenes each have 10 related images of commonly found objects. Match the items that relate to the room in the home. This game encourages children to clarify unknown words and think about the organisation of home life.

**Contents:**

- 6 wooden theme cards
- 60 wooden image cards
- wooden box (34 x 20 x 6 cm)

**E522028** House project



## ◀ Occupation project

These 6 detailed job scenes each have 10 related images of tools from a trade. Match the items that relate to the different work environments. This game encourages children to clarify unknown words and think about different job responsibilities.

**Contents:**

- 6 wooden theme cards
- 60 wooden image cards
- wooden box (34 x 20 x 6 cm)

**E522325** Occupation project

## Comprehension lotto ▶

Position image cards. Develop visual discrimination based on shapes, colour, size and position.

**Contents:**

- wooden frame (34 x 34 cm)
- 16 plastic image cards



**E522286** Comprehension lotto  
- what happens first



**E522287** Comprehension lotto  
- complete the animals



**E522288** Comprehension lotto  
- match the postures



**E522290** Comprehension lotto  
- association



**E522291** Comprehension lotto  
- colour



**E522293** Comprehension lotto  
- increasing animals

## Animal memo ▶

Play animal-memory. Who collects the most sets of image cards with animals? Increases vocabulary and spatial insight.

**Contents:**

- 48 plastic image cards
- wooden box (34 x 20 x 6 cm)

**E522049** Animal memo



## ◀ Oppositions

Play together and share a variety of synonyms and antonyms. Scramble cards and arrange like a memory board or stack in a deck. Players collect pairs of cards which are opposites of each other. Play continues until only the red card is left.

**Contents:**

- 24 plastic image cards
- red plastic card
- wooden box (20.5 x 13.5 x 5 cm)
- game card holders available separately (E522763).

**E522326** Oppositions



## Combi ▶

Find 2 cards that match, for example a vase and flowers. Interpret images and increase vocabulary.

**Contents:**

- 32 plastic image cards
- wooden box (24 x 12 x 6 cm)

**E522129** Combi



## ◀ Trio

Encourage the developing vocabulary in children with the 16 themed sets of Trio. Children sort the image cards into related sets of 3 while naming each image. Children may share a variety of words for the same image.

**Contents:**

- 48 plastic image cards
- wooden box (33 x 12 x 6 cm)

**E522030** Trio

## Halves dominoes ▶

Large and colourful domino set suitable for young children learning to take turns. The players work from left to right, starting at the kite, to match up the images. This game teaches children to take turns and pay attention to details.

**Contents:**

- 56 wooden pieces
- wooden box (39.5 x 15.5 x 7 cm)

**E522875** Halves dominoes



## ◀ Game card holder red

This red plastic game card holder is suitable for all our card-based games. Connect holders to play with more cards. Dimensions: 28 x 4 x 3.5 cm.

**E522763** Game card holder red

# Language play (3–6 years)

Speech

Communication

## Communication

Communication is all about revealing your thoughts and feelings through expression (e.g. looks, action and words). The main goal for children is to exchange information with others in a meaningful way. Naming emotions, discussing with each other, and waiting for your turn are activities that stimulate communication.

### Floor dominoes traffic ▶

Road safety involves looking at signs and understanding symbols. While children connect the Floor dominoes they can see a variety of situations that involve traffic signs. They learn to see which signs match certain traffic situations.

**Contents:**

- 17 wooden tiles (18 x 9 cm)
- wooden box (31.5 x 22.5 x 6 cm)

**E523079** Floor dominoes traffic



### Story dice ▲

Roll dice to prompt ideas for plots, characters and settings or to kick-start a storyline. Use for both written and oral storytelling. Dice feature characters, locations, situations and weather conditions. Improve language skills and logical thinking.

**Contents:**

- 4 plastic dice (5 x 5 x 5 cm)
- blue plastic box with transparent lid

**1251000** Story dice





## Lace together ▶

Play on opposite sides of the upright frame board. Pass the laces to one another through the holes in the board. Cooperate to follow assignment card images or create own designs. This game fosters communication, creativity and teamwork. Frame has to be ordered separately (E523246).

### Contents:

- plastic board
- 8 coloured laces in 4 colours
- 16 assignment cards
- wooden box

**E523236** Lace together



## ◀ Bolt together

Play on opposite sides of the upright frame board. Follow an assignment card and cooperate to assemble the shapes. This game fosters communication, creativity and teamwork. Frame has to be ordered separately (E523246).

### Contents:

- plastic board 12 assignment cards
- 64 nuts and bolts in 4 colours
- wooden box

**E523245** Bolt together

## Talk together ▶

Play on opposite sides of the upright frame board. The board is illustrated the same way on both sides. Each child gets 4 magnets in 4 different colours. The children give one another verbal instructions such as, Let's put the red magnet on the red butterfly. The magnets will only stick to the board when both children cooperate to do the same thing. This game fosters communication, creativity and teamwork. Frame has to be ordered separately (E523246).

### Contents:

- 2 plastic talking boards, printed on both sides
- 16 plastic assignment cards
- 8 magnets in 4 colours
- wooden box

**E523235** Talk together



## Wooden frame stand ▶

Wooden frame stand (30 x 40 cm) for Lace together (E523236), Bolt together (E523245) and Talk together (E523235).

**E523246** Wooden frame stand



## Build together ▶

Cooperate and build structures following assignment card images or create own designs. Give one another verbal instructions such as, Put the red block on the green one. Stimulate communication, teamwork and creativity. The separation wall has to be ordered separately (E523210).

**Contents:**

- 12 plastic assignment cards
- 16 wooden blocks in 4 different colours
- 2 wooden goblins
- 2 wooden trees
- wooden box

**E523292** Build together



## ◀ Dividing wall

Use the dividing wall to help you focus or simply to learn working together. For example, both children on each side of the wall play with equal sets of blocks and give each other verbal clues in order to create similar structures. Remove the wall and see if both of you have been successful.

**Contents:**

- wooden dividing wall

**E523210** Dividing wall

## Do Zoo ▶

Two children play on opposite sides of the upright board. Choose an assignment card and give verbal instructions such as: The boy is behind the bench near the pond.

**Contents:**

- 2 cards with a map on one side and a matrix on the other side
- card with a zoo
- 16 assignment cards with 32 assignments
- wooden holder
- 50 wooden figures
- wooden box (39 x 27 x 3 cm)

**3003141** Do Zoo



## Sliding stories ▶

Place the theme board in the wooden stand and create a story with the wooden figures. Talk about what happens.

**Contents:**

- 2 theme boards
- 2 wooden stands
- 32 wooden figures
- wooden box (30 x 21 x 6 cm)

**E523382** Sliding stories



## ◀ Picto

Where does the 'smoking prohibited' pictogram belong? Find and place the corresponding image cards to the assignment cards. Turn the cards for self-check. Develop visual discrimination and learn the meaning of various pictograms regarding traffic, safety, sports and travel.

**Contents:**

- 6 plastic assignment cards
- 48 plastic image cards
- wooden box (34 x 20 x 7 cm)

**E523193** Picto

## Listen to this ▶

Listen to this is a communication game which covers various topics such as: scenarios, spatial concepts, colour, number and size. Two players sit opposite one another and work together to accomplish the assignment. One child gives verbal instructions and clues while the other child listens and responds. Enhances vocabulary and cooperation skills.

**Contents:**

- 6 base cards
- 36 assignment cards
- 32 colour cards
- wooden box with lid (45 x 22 x 8 cm)

**E523122** Listen to this



## ◀ Spider sorting puzzle - emotions

Look at the emotions the spider shows. Place image cards that show the same emotions in the right place into the inlay frame.

**Contents:**

- 17 puzzle pieces
- wooden frame (40 x 40 cm)

**900000003** Spider sorting puzzle - emotions

## Emotion game ▶

Recognise various emotions on the faces of others. The game boards show 4 different facial expressions. Children throw the die by turns. The die has a side for each emotional face, a red side for skipped turns and green side for extra turns. The first player to collect all 4 image cards with expressions wins.

### Contents:

- 6 game boards
- 48 image cards
- emotion die
- wooden box (34 x 20 x 6 cm)

**E523364** Emotion game



## ◀ Me and my emotions

Choose an assignment strip and look carefully at the situations. What emotions do you see? Slide a matching face underneath each situation and flip the strip for self-checking. Learn to recognise and understand various emotions and improve language skills. Contains the 4 basic emotions: happy, angry, sad, scared.

### Contents:

- 8 assignment strips
- 32 small cards with faces
- wooden box (45 x 22 x 8 cm)

**E523334** Me and my emotions

## Emotion die ▼

What emotion does the die show? Express with your body or talk about when you have this emotion. Learn to recognise and distinguish emotions and develop social skills. The die is made from soft plastic, which makes it safe to handle and roll quietly. Easy to clean so suitable for indoor as well as outdoor use.

### Contents:

- large soft plastic die with images showing emotions (10 cm)

**3011550** Emotion die



# Language play (3–6 years)

## Discrimination

Auditive discrimination

Visual discrimination

Tactile discrimination

## Auditive discrimination

Auditive discrimination is all about hearing differences with your ears. The main goal is to hear the differences and similarities between two sounds. Hearing with which letter a word starts and distinguishing two different sounds are activities which stimulate auditory discrimination.

## Magic Phonics ▼

Interactive wooden stamps for learning English. Children are guided to learn letters, words and sounds at increasing difficulty levels with immediate audiovisual feedback. Suitable for early learning development of native speakers, and to learn English as a foreign language.

Download the app for free. Compatible with all Ipad (except for Ipad 1) and many Android tablets (Samsung, Lenovo, Asus).

### Contents:

- 49 wooden connected stamps
- free app with 18 sequences and 150 words. In US or UK English
- wooden box with 2 layers (36.5 x 25 x 8.5 cm)

900000002 Magic Phonics



Magic Phonics combines interactive wooden stamps with a learning app on a tablet and comes with a clear set of instructions.



The app contains:

- 18 sequences to learn phonics step by step
- 150 words to work with learning activities to develop phonemic awareness, to enrich vocabulary, and to build the fundamentals of writing and reading.



## Sound tubes ▶

Describe and compare sounds and find the matching tube. The pairs of Sound tubes are filled with a variety of materials and make sounds when shaken. Improve auditory discrimination as well as vocabulary skills.

### Contents:

- wooden holder (38 x 13 cm)
- 12 plastic sound tubes (6 sets of 2)

**E522806** Sound tubes



## ◀ Listening lotto

Place image cards by listening to sounds. Recognise animals, musical instruments, vehicles and utensils. Turn the cards for self-check. Stimulate the increase of vocabulary and to listen goal oriented. The game can be played by 2 children at a time. The stand has to be ordered separately (E522200).

### Contents:

- 50 plastic image cards (2 x 25)
- wooden box (34 x 20 x 6 cm)
- 25 sounds to be downloaded on [educocom](http://educocom) or on the website of your local school supplier

**E522526** Listening lotto

### Available separately:

**E522200** Wooden game stand (42 x 30 cm)

## Audio-lotto ▶

Place image cards by listening to sounds. Recognise sounds such as: bouncing of a ball, hammering and walking. Turn the cards for self-check. Stimulate the increase of vocabulary and to listen goal oriented. The game can be played by 2 children at a time. The stand has to be ordered separately (E522200).

### Contents:

- 50 plastic image cards (2 x 25)
- wooden box (34 x 20 x 6 cm)
- 25 sounds to be downloaded on [educocom](http://educocom) or on the website of your local school supplier

**E522035** Audio-lotto

Available separately:

**E522200** Wooden game stand (42 x 30 cm)



# Language play (3–6 years)

## Discrimination

Auditive discrimination

Visual discrimination

Tactile discrimination

## Visual discrimination

Visual discrimination is all about seeing differences with your eyes. The main goal is to see the differences and similarities of certain objects, shapes and letters. Playing memory or finding a certain shape inside the classroom are activities which stimulate visual discrimination.

### Animal doku ▶

Challenging game based on the principle of the well-known Sudoku puzzles, as the rows and columns may have each item used only once. Children engage analytical and creative thinking while they concentrate to fill in the entire grid. With self-check.

#### Contents:

- 6 plastic game boards
- 60 plastic picture cards
- 6 plastic control cards
- wooden box (27.6 x 24 x 2.8 cm)

E523352 Animal doku



### ◀ What's missing?

One item is missing, can you find out what? Choose a theme board and matching assignment strip. Try to find the 3 items that are both on the theme board and the assignment strip. Learn to distinguish details and pick out key points. The assignment strips have an increase in degree of difficulty. Self-checking.

#### Contents:

- 4 plastic theme boards
- 24 plastic assignment strips
- wooden box (38 x 28 x 6 cm)

E523300 What's missing?

### Details ▶

This colourful game engages the concept of parts of the whole and is an indirect preparation for reading. Children use the black frames to isolate the details from matching assignment cards. Perseverance is needed for finding position, shape and colours. With self-check.

#### Contents:

- 4 plastic image boards
- 12 black frames
- 48 plastic assignment cards
- wooden box

307100 Details



## Search and find ▶

Insert one assignment card into the game box upper shelf and try to find the related pairs by lifting the red discs. Develop hand-eye coordination, spatial insight and visual discrimination.

### Contents:

- 8 plastic assignment cards
- 16 red wooden discs with knobs
- wooden game board / storage box (32 x 32 x 6 cm)

**E522981** Search and find



## ◀ Combino animals

Complete the animals by placing the transparent cards on the assignment card. Develop colour and shape sensing and learn to combine 2 parts into a whole. In a practical way develop visual perception and synthesising.

### Contents:

- 6 plastic assignment cards
- 48 transparent plastic image cards
- wooden box (34 x 20 x 6 cm)

**E522887** Combino animals



## Combino ▶

Combino consists of assignment cards with each 8 transparent image cards. Children match the transparent image card that relates best to the image on the assignment card.

### Contents:

- 6 assignment cards
- 48 transparent images
- wooden box (34 x 20 x 6 cm)

**E522036** Combino





# Language play (3–6 years)

## Discrimination

Auditive discrimination

Visual discrimination

Tactile discrimination

## Tactile discrimination

Tactile discrimination is all about feeling differences and similarities by touch. The main goal is to feel the differences and similarities of different shapes and structures. Playing a feel memory or playing a game while blindfolded are activities which stimulate tactile discrimination.

### Blindfolds - set of 4 ▶

These blindfolds have a comfortable opening for the nose and a Velcro fastener so the child may put it on without assistance. Includes a red, orange, green and blue blindfold.

**E523320** Blindfolds - set of 4



### ◀ Tactile dice game

Throw the die, feel the material on top and try to find a matching disk in the bag. Learn to recognise, compare and name various materials and develop perceptual skills.

**Contents:**

- wooden tactile die
- 4 wooden frames
- 24 wooden disks
- cotton bag (27 x 13 cm)

**3004150** Tactile dice game

### Feel shapes ▶

Ticklish tactile game where fluent shapes are key. Recognise shapes on your back, in a bag, written in the air or play a memory game. Develop gross and fine motor skills, perceptual and early writing skills.

**Contents:**

- 12 wooden boards
- 12 plastic cards
- wooden pen
- cotton bag (30 x 20 cm)

**E523321** Feel shapes



## Tactillo ▶

Choose shapes that match the pictures. Convert a 2D image into a 3D situation, differentiate between shapes and stimulate both tactile and visual perception. For a greater challenge, keep the shapes in the bag and seek them out by touch alone. In order to sort the shapes neatly, you can use the holder to place the assignment cards on.

**Contents:**

- 6 plastic assignment cards
- wooden holder
- 64 wooden shapes (2 x 32)
- wooden box (45 x 22 x 8 cm)

**E522818** Tactillo



## ◀ Tactile material - geometrical shapes

Feel the 3-D shape and combine with the matching contour. Use in combination with the Tactile box (E522873) or the Blindfolds (E523320).

**Contents:**

- 10 geometric shapes
- 10 cards with matching pictures
- wooden box (19 x 16 x 3 cm)

**324300** Tactile material - geometrical shapes

## Tactile box wood ▶

Name and recognise the items in the Tactile Box by putting your hands into the box. What do you feel? Increase vocabulary and develop tactile perception.

**Contents:**

- wooden tactile box (36 x 20 x 35 cm)

**E522873** Tactile box wood



# Language play (3–6 years)

Nederlandse taal / Dutch market

## Kiene Klanken ▼

### Kiene Klanken: de houten interactieve klankstempelset.

Stempel met fysieke stempels op de tablet en oefen spelenderwijs met letters, klanken en woorden, ondersteund door beeld én geluid. Kiene Klanken is ontwikkeld voor groep 3. De speciale letter-, woord- en klankoefeningen sluiten naadloos aan bij de aanvankelijk leesmethodes van nu (Veilig leren lezen en Lijn 3). In groep 1 en 2 is de set zeer geschikt voor kinderen met een voorsprong in lezen. De stempels werken zonder wifi of bluetooth en zijn niet afhankelijk van batterijen. De bijbehorende app is te downloaden in de App Store. Beschikbaar voor iOS en Android. Kiene klanken is ontwikkeld in samenwerking met Marbotic, onze innovatie-partner voor onderwijs.

#### Inhoud:

- 42 interactieve klankstempels in twee lagen verdeeld
  - 26 enkele klanken (formaat 4 x 5,8 cm)
  - 16 dubbele / speciale klanken (formaat 7 x 5,8 cm)
- houten kist met 2 lagen en deksel (28,5 x 25 x 8 cm)

**E523400** Kiene Klanken



## Klasse Klanken ▲

### Klasse Klanken: De traditionele, 'old school' tegenhanger van de interactieve klankstempelset Kiene Klanken (E523400).

Klasse Klanken is een set van houten letter- en klankstempels in een mooie houten opbergkist. Stempelen kan in doorgaande lijn en naar wens worden aangeboden. Kies naar eigen voorkeur en/of afgestemd op kindniveau alleen de letters, de klanken of een combinatie van beide. Als extra onderdeel van de set zijn er opdrachtkaarten met letter-, woord- en klankoefeningen die naadloos aansluiten bij Kiene Klanken en de aanvankelijk leesmethodes van nu (Veilig leren lezen en Lijn 3).

#### Inhoud:

- 42 houten klankstempels
- 26 enkele klanken, zwart
- 16 dubbele / speciale klanken, blauw
- opdrachtkaarten te downloaden via [educo.com](http://educo.com)
- houten kist (39 x 23 x 5 cm)

**E523401** Klasse Klanken

#### Separaat verkrijgbaar:

Stempelinkt op waterbasis, gemakkelijk te verwijderen en uitwasbaar.

**E523164** Blauw - **E523165** Rood - **E523166** Zwart

## Leg de letter ▶

Oefen letters en klanken van woorden. Bepaal welke letter of klank je aan het begin, eind of in het midden van het woord hoort. Leg het juiste letterkaartje ernaast. Klap de kaartjes naar binnen en je ziet meteen of de opdracht goed gemaakt is.

#### Inhoud:

- 8 kunststof speelborden
- 64 dubbelzijdig bedrukte kunststof letterkaartjes
- houten kist (34 x 19,5 x 6,5 cm)

**900000004** Leg de letter



## Letterblokjes ▶

Ontdek spelenderwijs woorden door de blokjes te draaien en in elkaar te passen. De Letterblokjes hebben een handig kliksysteem waardoor ze altijd in de goede leesrichting staan. De klinkers en tweeteekenklanken zijn rood en de medeklinkers blauw. Gebruik de letterblokjes in combinatie met de woordkaarten van Met andere woorden.

**Inhoud:**

- 96 kunststof letterblokjes
- houten kist met deksel (32 x 22 x 4 cm)

**3023100** Letterblokjes



## ◀ Klik het woord

Klik het woord, zoals aangegeven bij de afbeelding, na met de Letterblokjes. Op de andere kant staat alleen de afbeelding zodat kinderen zelf het woord moeten bedenken. Oefen klank-tekenkoppeling, woordherkenning en fijne motoriek.

**Inhoud:**

- 40 kunststof kaarten, dubbelzijdig bedrukt
- houten kist

**900000050** Klik het woord

**Nieuw product**

## Met andere woorden ▼

Vrolijke woordkaarten met op de voorkant het volledige woord en op de achterkant hetzelfde woord met een ontbrekende begin-, midden- of eindklank.

**Inhoud:**

- houten kist met transparante deksel (13 x 11.5 x 8 cm)
- 40 kunststof kaarten

**3023120** Met andere woorden



## Timmer het woord ▶

Timmer het woord met Lettertje tik of schrijf de woorden na. Oefen klank-tekenkoppeling, woordherkenning en fijne motoriek.

### Inhoud:

- 15 kunststof kaarten met 3 letterwoorden
- 15 kunststof kaarten met 4 letterwoorden
- 2 houten staanders
- houten kist

900000051 Timmer het woord

**Nieuw  
product**



## ◀ Lettertje tik

Maak woorden door houten letters vast te spijkeren op het zachtboard. Stimuleert oog- handcoördinatie, creativiteit en ruimtelijk inzicht. Ontwikkel automatische klank-tekenkoppeling en fijne motoriek. Gebruik Lettertje tik in combinatie met Timmer het woord (900000052) om woorden te maken van opdrachtkaarten.

### Inhoud:

- 93 houten letters
- 2 houten hamers
- 2 zachtboard plankjes
- 2 kunststof doosjes met spijkers
- houten kist (32 x 30 x 6 cm)

1233000 Lettertje tik



## Letterstempels ▶

Helpt kinderen letters te visualiseren wanneer ze nog niet in staat zijn ze te schrijven. De monturen zijn speciaal ontworpen voor kinderhanden. De stempelafdruk van de outline variant heeft een opening zodat kinderen het schrijven van letters kunnen oefenen en starten bij het begin van de lettervorm.

### Inhoud:

- 27 stempels (26 + schrijffletter a) met houten montuur
  - gesloten of open letters
  - hoogte stempelafdruk stokletters 3.2 cm
- houten kist (29 x 23 x 5 cm)

**1875004** Letterstempels outline



## 60 Letterstempels in kunststof doos ▶

Helpt kinderen letters te visualiseren wanneer ze nog niet in staat zijn ze te schrijven. De monturen zijn speciaal ontworpen voor kinderhanden.

### Inhoud:

- 60 stempels met transparant montuur:
  - letters
  - cijfers 0-9
  - lettercombinaties
  - tekens + - , @ € .
- houten liniaal
- blauwe kunststof doos (34 x 23 x 5 cm)

**1873000** 60 Letterstempels in kunststof doos

## ◀ Letterstempels in kunststof doos

Helpt kinderen letters te visualiseren wanneer ze nog niet in staat zijn ze te schrijven. De monturen zijn speciaal ontworpen voor kinderhanden.

### Inhoud:

- 27 stempels (26 + ij) met houten montuur
  - gesloten letters
  - hoogte stempelafdruk stokletters 2,5 cm
- blauwe kunststof doos (32 x 15 x 4 cm)

**1876000** Letterstempels in kunststof doos



## ◀ Letterklankstempels

Vergroot al stempelend de letter- en woordkennis. Stempel woorden met korte klanken, lange klanken en tweetekensklanken. Gebruik deze set bij het voorbereidend en aanvankelijk lezen.

### Inhoud:

- 48 stempels met kunststof transparant montuur
- houten kist met deksel (36 x 17,5 x 6 cm)

**1872000** Letterklankstempels

## Letterwoord ▶

Laat leerlingen de magnetische letters vergelijken, ordenen, rubriceren en/of naleggen. Sorteert de letters in de daarvoor bestemde vakjes in de deksel van de kist. Maak zelfbedachte woorden of rijmwoorden. In tweetallen kunnen leerlingen elkaar een woord opgeven en laten leggen. De set bevat houten magneetblokjes met letters, dubbelklinkers en tweetekenklanken. De afmetingen van de blokjes zijn ideaal voor kleine handen.

### Inhoud:

- metaalplaat met lijnen in de deksel
- metaalplaat met lijnen in de bodem
- 90 houten magnetische blokjes
- houten kist met scharnierende deksel (36 x 22 x 3 cm)

1240005 Letterwoord



## ◀ Letterspel

Stimuleer visuele discriminatie en klank-tekenkoppeling. Neem bijvoorbeeld de letter b en laat voorwerpen verzamelen of woorden maken die starten met de b klank.

### Inhoud:

- 78 witte kunststof letters
- houten kist (50 x 31 x 3,5 cm)

1246000 Letterspel

## Letterrondo ▶

Speel een spel met de wijzer, combineer letterkaartjes, maak woorden of zoek naar woorden met dezelfde begin- of eindklank. Stimuleer visuele discriminatie, klank-tekenkoppeling en het vergroten van de woordenschat.

### Inhoud:

- houten letterbord met draaischijf
- 18 kunststof opdrachtstroken
- 27 kunststof letterkaartjes
- houten kist (29 x 11 x 4,5 cm)

E522938 Letterrondo



## ◀ Dubbelwoord

Kinderen stellen nieuwe woorden samen door steeds 2 kaartjes te combineren. Met de kaartjes kunnen 16 verschillende woorden gemaakt worden.

### Inhoud:

- 32 kunststof kaartjes
- houten kist (24 x 13 x 6 cm)

E522027 Dubbelwoord



## Zoek het woord ▶

Met Zoek het woord kan het kind naar hartenlust experimenteren met losse letters, woordjes en de daarbij behorende beeldkaartjes. De jongsten kunnen woordjes naleggen m.b.v. de beeldkaartjes inclusief woord. Oudere kleuters kunnen zelfstandig woordjes leggen bij de beeldkaartjes zonder woordjes. Daarnaast zijn de losse letters en woordkaartjes in te zetten voor talloze letter- en woordactiviteiten.

### Inhoud:

- 40 kunststof beeldkaartjes
- 40 kunststof kaartjes met een afbeelding en het bijbehorende woord
- 40 kunststof woordkaartjes
- 115 kunststof letterkaartjes
- houten kist (34 x 34 x 7 cm)

**E522051** Zoek het woord



## Rijmtrio ▶

Benoem de afbeeldingen en combineer er 3 waarvan het woord rijmt. Stimuleer auditieve discriminatie en het vergroten van de woordenschat.

### Inhoud:

- 16 x 3 auditief gelijke kunststof kaartjes
- houten kist (33 x 12 x 6 cm)

**E522900** Rijmtrio



## ◀ Rijmduo

Rijmspel waarbij het kind telkens 2 woordjes bij elkaar zoekt die op elkaar rijmen.

### Inhoud:

- 16 x 3 rijmkaartjes
- houten kist (33 x 12 x 6 cm)

**E522445** Rijmduo



## ◀ Wat rijmt niet?

Benoem de afbeeldingen op de opdrachtstroken en kies er 1 waarvan het woord niet rijmt. Er staan 4 items op de opdrachtstroken, plaats een x op het item dat niet rijmt. Draai de opdrachtkaart om je antwoord te checken.

### Inhoud:

- 24 kunststof opdrachtstroken
- 24 transparante kunststof kaarten met X
- houten kist (34 x 20 x 6 cm)

**E522983** Wat rijmt niet?



## Vijf op een rij - beginklank ▶

Vijf op een rij Beginklank laat het kind oefenen met het auditief herkennen van een beginklank in een woord. Kinderen plaatsen beeldkaartjes op de juiste wijze in de staander (gesorteerd op beginklank). Wanneer de beeldkaartjes op de juiste manier zijn geplaatst ontstaat er een kloppende afbeelding aan de achterzijde van de standaard (zelfcontrole). Standaard moet apart besteld worden (E522200).

### Inhoud:

- 3 kunststof opdrachtstroken
- 12 kunststof kleurkaartjes
- 48 kunststof beeldkaartjes
- houten kist (31 x 29 x 8 cm)

**E523067** Vijf op een rij - beginklank



## ◀ Vijf op een rij - middenklank

Vijf op een rij Middenklank laat het kind oefenen met het auditief herkennen van een middenklank in een woord. Kinderen plaatsen beeldkaartjes op de juiste wijze in de staander (gesorteerd op middenklank). Wanneer de beeldkaartjes op de juiste manier zijn geplaatst ontstaat er een kloppende afbeelding aan de achterzijde van de standaard (zelfcontrole). Standaard moet apart besteld worden (E522200).

### Inhoud:

- 3 kunststof opdrachtstroken
- 12 kunststof kleurkaartjes
- 48 kunststof beeldkaartjes
- houten kist (31 x 29 x 8 cm)

**E523068** Vijf op een rij - middenklank



## Vijf op een rij - eindklank ▶

Vijf op een rij Eindklank laat het kind oefenen met het auditief herkennen van een eindklank in een woord. Kinderen plaatsen beeldkaartjes op de juiste wijze in de staander (gesorteerd op eindklank). Wanneer de beeldkaartjes op de juiste manier zijn geplaatst ontstaat er een kloppende afbeelding aan de achterzijde van de standaard (zelfcontrole). Standaard moet apart besteld worden (E522200).

### Inhoud:

- 3 kunststof opdrachtstroken
- 12 kunststof kleurkaartjes
- 48 kunststof beeldkaartjes
- houten kist (31 x 29 x 8 cm)

**E523069** Vijf op een rij - eindklank



## ◀ Standaard, hout

Standaard (42 x 30 cm), behorend bij alle Vijf op een rij spellen.

**E522200** Standaard hout (42 x 40 cm)

## Language

Language is all about communicating, about expanding the vocabulary and about noticing differences and similarities. The main goal is for the child to acquire the confidence and skill to communicate with others and to learn to write and read.

### Self-assessment dice pupils ▼

Learn to work together and independently. The dice contain 4 marks by which pupils can show their status. Red means: I am working concentrated, please do not disturb. Green means: you may ask me questions. Orange means: I am available for working together. Question mark means: I have a question.

**Contents:**

- 10 wooden dice (3.6 x 3.6 x 3.6 cm)

**E523030** Self-assessment dice pupils



### Holder for self-assessment dice pupils ▼

Pupils can place the working independently die in the holder with their status face up. In this way there is no doubt about the status. The holder also prevents the die from falling off the table as easily as it would without a holder.

**Contents:**

- 10 wooden holders

**E523031** Holder for self-assessment dice pupils



### Self-assessment die teacher ▼

Use the die to show the status of the class. The red dot shows pupils to work independently whereas green shows that pupils can work together and involve the teacher. Orange means that pupils can work together in small groups and the question mark means that only questions can be asked.

**Contents:**

- wooden die (9.5 x 9.5 x 9.5 cm)

**E523032** Self-assessment die teacher



### Signal dice ▼

Learn to work together and independently. The dice contain the following signals: Red means: I am working concentrated, please do not disturb. Green means: you may ask me questions. Question mark means: I have a question.

**Contents:**

- 4 plastic dice (5 cm)

**1188008**  
Signal dice



### Traffic light (self-assessment) ▶

The traffic light has the same objective as the self assessment dice and it contains a green, red and orange light. Green light means that pupils can work together and involve the teacher, the red light shows pupils to work individually and the orange light means pupils can only ask a question when it is really necessary. The traffic light has a switch to change the colours and is supplied with a mains adapter.

**Contents:**

- wooden traffic light (9 x 8 x 37 cm)

**E522962** Traffic light (self-assessment)

**E523148** Adapter for Traffic light



## Rewarding stamps

Well done? Give pupils positive feedback. Rewarding stamps can also be used for creative assignments and as story starter, for example.



### Rewarding stamps smile ▼

**Contents:**

- 12 rubber stamps with transparent plastic grip (3 x 3 cm)
- red plastic box with transparent lid (19.5 x 8 x 4 cm)


1713000 Rewarding stamps smile

### Rewarding stamps emoticons ▲

**Contents:**

- 12 rubber stamps with transparent plastic grip (3 x 3 cm)
- red plastic box with transparent lid (19.5 x 8 x 4 cm)

1714000 Rewarding stamps emoticons



### Rewarding stamps young animals ▶

**Contents:**

- 6 rubber stamps with transparent lid (3 x 3 cm)
- red plastic box with transparent lid (19.5 x 8 x 4 cm)

1715000 Rewarding stamps young animals

### Rewarding stamps blue ▼

**Contents:**

- 12 rubber stamps with transparent plastic grip (2.2 x 2.2 cm)
- blue plastic box with transparent lid (15 x 15 x 4.5 cm)

1720001 Rewarding stamps blue




### Rewarding stamps yellow ▼

**Contents:**

- 12 rubber stamps with transparent plastic grip (2.2 x 2.2 cm)
- yellow plastic box with transparent lid (15 x 15 x 4.5 cm)

1720002 Rewarding stamps yellow



### Rewarding stamps red ▼

**Contents:**

- 12 rubber stamps with transparent plastic grip (2.2 x 2.2 cm)
- red plastic box with transparent lid (15 x 15 x 4.5 cm)

1720004 Rewarding stamps red



## Stamp pad ▶

Stamp pad for to stamp rewarding and other stamps

- 1970001** Stamp pad blue 21 x 16.5 cm
- 1970007** Stamp pad black 21 x 16.5 cm
- 1970008** Stamp pad, uninked



## Boxes

Boxes in different sizes, for storing all kind of small materials.



**2051000** Plastic box  
6.3 x 4.2 x 1.8 cm



**2052000** Plastic box  
8 x 4.5 x 1.8 cm



**2054000** Plastic box  
7.6 x 5.6 x 3 cm



**2042000** Plastic box  
9.6 x 5.6 x 2.9 cm



**2044000** Plastic box  
10.1 x 10.1 x 1.6 cm



**2049000** Plastic box  
10 x 8.1 x 2.4 cm



**2050005** Plastic box  
10 x 8.2 x 4.3 cm



**2046004** Plastic box red  
17.5 x 10.1 x 3.4 cm



**2047000** Plastic box red  
18.4 x 6.8 x 3.4 cm



**2050001** Plastic box blue  
10 x 8.2 x 4.3 cm



**2050002** Plastic box yellow  
10 x 8.2 x 4.3 cm

## Dutch market

### Klok hout 12 uur leerling ▶

Houten leerlingklok met klokbeeld in uren en minuten.  
Formaat: ø 18 cm.

**E577016** Klok hout 12 uur leerling



### ◀ Klok met woorden leerling

Houten klokje met woorden, zoals 5 over en 10 voor half voor individueel gebruik. De wijzers kunnen afzonderlijk van elkaar bewogen worden.

#### Inhoud:

- houten klokje (15 x 15 cm)
- kunststof wijzers

**3030301** Klok met woorden leerling

### Letterdoos magnetisch ▲

Maak woorden en zinnen met deze magnetische letterdoos. De letters zijn magnetisch en hechten op beide vlakken.

#### Inhoud:

- metaalplaat met bedrukte letters in de deksel
- metaalplaat met bedrukte lijnen in de bodem
- magnetisch materiaal met 185 voorgestante zwarte letters en lettercombinaties
- houten kist met scharnierende deksel (36 x 22 x 3 cm)

**1240000** Letterdoos magnetisch



### Inlegplaat ▲

Losse inlegplaat voor de Letter - en Rekenkisten. Met een inlegplaat kunnen meerdere kinderen tegelijk met één kist werken.

**1241000** Inlegplaat



## Linkprint

Linkprintstempels kunnen eenvoudig aaneengeschakeld worden volgens het 'Lego-principe' zodat leerlingen woorden en zinnen in 1 keer kunnen afdrukken. De sets bevatten letterstempels en spaties en hebben een handig opbergsysteem met voor iedere stempel een apart vakje.

### Linkprint 121/6 ▼

**Inhoud:**

- 121 stempels met blauw kunststof montuur
- 6 rode kunststof monturen als spatie
- houten kist met scharnierende deksel (40 x 25 x 6 cm)

**1885001** Linkprint 121/6



### Linkprint 74/2 ▼

**Inhoud:**

- 74 aaneenschakelbare stempels met blauw kunststof montuur
- 2 rode kunststof monturen als spatie
- houten kist met scharnierende deksel (30.5 x 21 x 6 cm)

**1887000** Linkprint 74/2



### Linkprint 50/2 ▲

**Inhoud:**

- 50 stempels met blauw kunststof montuur
- 2 rode kunststof monturen als spatie
- houten kist met scharnierende deksel (27 x 17.5 x 6 cm)

**1886000** Linkprint 50/2

### Combi letters ▼

Ontwikkel al dobbelend letter- en woordherkenning. Oefen met het vormen, herkennen en weergeven van woorden. De dobbelstenen kunnen klassikaal, in groepjes of individueel worden gebruikt.

**Inhoud:**

- 8 kunststof dobbelstenen (5 cm)
  - 4 medeklinkers
  - 2 klinkers
  - 2 tweeteeklinken
- blauwe kunststof doos met transparante deksel (24 x 14 x 5 cm)

**1128000** Combi letters



### Letterdobbelstenen 3 cm ▼

Set à 8 witte houten letterdobbelstenen. 3 dobbelstenen met blauwe klinkers en 5 dobbelstenen met zwarte medeklinkers. Formaat dobbelsteen: 3 x 3 x 3 cm.

**E523147** Letterdobbelstenen 3 cm

### Letterdobbelstenen ▲

8 gele houten dobbelstenen met de letters van het alfabet. De meest gebruikte letters komen het vaakst voor.

**Inhoud:**

- 8 gele houten dobbelstenen
- transparant kunststof doosje (8.5 x 5 x 2 cm)

**2085000** Letterdobbelstenen



## Klinkerdief ▶

Klinkerdief of medeklinkerverdubbelaar? Spel woorden in de meervoudsvorm, verzamel 4 kaarten met dezelfde kleur... kwartet! De set bevat 3 spellen met een opbouw in moeilijkheidsgraad en zelfcontrole.

### Inhoud:

- 3 transparante kunststof doosjes
- in elk doosje 24 kunststof kaarten
- blauwe kunststof doos (32 x 15 x 4 cm)

1488000 Klinkerdief



## ◀ Triplo

Mag ik van jou de m van maan?

Koppel klanken aan letters en vorm woorden. Heb je 3 kaarten met dezelfde afbeelding verzameld roep dan 'Triplo'! Stapel de 3 kaarten op elkaar en leg ze open op tafel. De set bevat 3 spellen met klankzuivere woorden, heeft een opbouw in moeilijkheidsgraad en is zelfcontroleerend.

### Inhoud:

- 3 transparante kunststof doosjes
- in elk doosje 24 kunststof kaarten
- blauwe kunststof doos (32 x 15 x 4 cm)

1475000 Triplo

## Beloningsstempels goed gedaan ▼

Goed gedaan? Geef de leerling feedback of stimuleer zelfreflectie. Ook te gebruiken voor creatieve opdrachten of als begin van een verhaal. Met Nederlandse tekstballonnen.

### Inhoud:

- 12 rubberen stempels met transparant kunststof handvat (3 x 3 cm)
- rode kunststof doos met transparant deksel (19,5 x 8 x 4 cm)

1733000 Beloningsstempels goed gedaan



## Beloningsstempels tekstballon ▼

Goed gewerkt? Beloon met een teckel of ander leuk figuur.

### Inhoud:

- 12 stempels met transparant kunststof montuur
- rode kunststof doos met transparante deksel (19,5 x 8 x 4 cm)

1711000 Beloningsstempels tekstballon



## Beloningsstempels vet cool ▼

Goed gewerkt? Beloon met een teckel of ander leuk figuur.

### Inhoud:

- 12 stempels met transparant kunststof montuur
- rode kunststof doos met transparante deksel (19,5 x 8 x 4 cm)

1712000 Beloningsstempels vet cool



## German market

### Buchstabenkasten magnetisch ▶

Stelle selbständig Wörter oder Sätze zusammen. Weil die Buchstaben magnetisch sind, heften sie sehr gut auf Deckel und Boden.

**Inhalt:**

- Metallplatte im Deckel und im Boden
- 180 magnetische Buchstaben und Buchstabenkombinationen
- Holzkiste mit scharnierendem Deckel (36 x 22 x 3 cm)

**1240010** Buchstabenkasten magnetisch



### ◀ Einlegeplatte

Separate Metallplatte. Kann in den Rechen- und Buchstabenkasten aufbewahrt werden und ist besonders geeignet um das Werk der Schüler zu kopieren.

**1241000** Einlegeplatte

### Linkprint 116/4 ▶

Die Linkprint Stempel lassen sich einfach seitlich zusammenstecken. Die Kiste enthält 120 Stempel die Reihe nach aufgehoben werden. Die Stempel sind nach der Häufigkeit in der deutschen Sprache sortiert. Die Buchstaben, Satzzeichen und Leerräume sind fühlbar auf den Griffen abgebildet.

**Inhalt:**

- 120 Stempel (1 cm) zum Zusammenstecken
- Holzkiste mit scharnierendem Deckel (38 x 25 x 6 cm)

**1885076** Linkprint 116/4



### ◀ 60 Buchstabenstempel volle Linien

Kleine- und Großbuchstabenstempel mit vollen Linien.

**Inhalt:**

- 60 Stempel auf Holzgriff: 31 Kleinbuchstaben - 29 Großbuchstaben - Volle Linien
- Höhe Stempelabdruck 2,7 cm
- Holzkiste (34 x 21 x 4,5 cm)

**1875015** 60 Buchstabenstempel volle Linien



## Großbuchstabenstempel Umrisslinien ▶

Großbuchstabenstempel mit Umrisslinien. Die Abdrucke der Buchstaben können ausgemalt oder nachgezeichnet werden. Die Holzgriffe sind ideal für Kinderhände.

### Inhalt:

- Holzkiste mit scharnierendem Deckel (35 x 19 x 5 cm)
- 29 Stempel auf Holzgriff

**1881010** Großbuchstabenstempel Umrisslinien



## ◀ 59 Stempel in Schachtel

Diese Stempel eignen sich hervorragend zum Stempeln der ersten Wörter. Der Satz enthält Klein- und Großbuchstaben.

### Inhalt:

- 59 Stempel mit durchsichtigem Kunststoffgriff
- Anlegelineal aus Holz (28 cm)
- blaue kunststoff Schachtel (34 x 23 x 5 cm)

**1872011** 59 Stempel in Schachtel



## Belobigungsstempel Spitze ▶

Gut gemacht! Positives Feedback für Schüler: Die Belobigungsstempel eignen sich auch für kreative Aufgaben oder beispielsweise für den Anfang einer Geschichte. Es gibt Belobigungsstempel mit unterschiedlichen Themen. In einem Behälter befinden sich jeweils 12 Stempel oder 6 Stempel mit Stempelkissen.

### Inhalt:

- 12 Stempel mit durchsichtigem Kunststoffgriff
- roter Kunststoffbehälter mit durchsichtigem Deckel (19,5 x 8 x 4 cm)

**1712010** Belobigungsstempel Spitze

## Motor play

### Encourage children to develop their motor skills

Practise motor skills to become a good athlete or a creative artist.



# Motor play

## Motor development

### Fine motor skills

### Gross motor skills

## Fine motor skills

Fine motor skills are all about the coordination of small muscle movements mostly on body parts such as the fingers, usually in coordination with the eyes. The main goal is to prepare children for writing. Tying shoelaces, using scissors and completing a puzzle are activities which stimulate fine motor skills.

### Geometric board ▶

Create figures by placing the rubber bands around the pins. Discover perimeter, surface area, different angles and much more. Use the example cards or create beautiful creations yourself.

#### Contents:

- wooden game board with 25 wooden pegs
- 6 example cards printed on both sides
- 80 elastic bands
- wooden box (30 x 21 x 6 cm)

**90000007** Geometric board



### ◀ Rainbow beads (250)

String beads on laces creating your own patterns. Be creative and make your own necklaces, bracelets or window hangers. Recognise shapes and colours, develop spatial reasoning and fine motor skills.

#### Contents:

- 250 plastic beads in 6 shapes and 5 full colours
- 8 red cotton laces in 2 lengths
- transparent plastic bucket (13.5 x 13 cm)

**3004252** Rainbow beads (250)

### Beads counting game ▶

String beads on laces creating patterns as shown on the assignment cards or use your imagination. Learn to recognise shapes and colours, develop spatial reasoning, early math and fine motor skills.

#### Contents:

- 24 plastic assignment cards with 48 assignments
- 180 plastic beads in 6 shapes and 5 colours
- 10 red cotton laces
- transparent plastic bucket (13.5 x 13 cm)

**3004275** Beads counting game





## ◀ Sparkling beads (108)

String beads on laces creating your own patterns. Be creative and make your own necklaces, bracelets or window hangers. Recognise shapes and colours, develop spatial reasoning and fine motor skills.

### Contents:

- 108 plastic beads in 6 shapes and 6 transparent colours
- 4 cotton laces in 4 colours and 2 lengths
- transparent plastic bucket (13.5 x 13 cm)

**3004240** Sparkling beads (108)

## ◀ Sparkling beads (252)

### Contents:

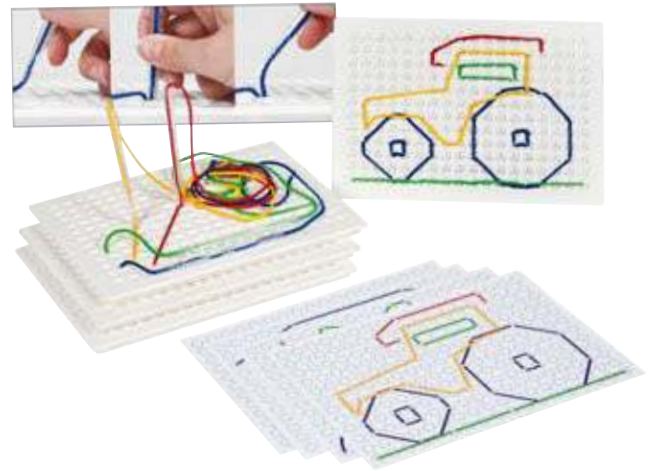
- 252 beads in 6 shapes and 6 transparent colours
- 8 cotton laces in 4 colours and 2 lengths
- transparent plastic bucket (20 x 13.5 cm)

**3004230** Sparkling beads (252)

## Dress doll Ed ▼

With dress doll Ed, the child can practice with different types of clothing fasteners. Learn to zip, lace, button and buckle. Also suitable as a cuddle toy. Height: 53 cm.

**E523035** Dress doll Ed



## Embroidery set ▲

Create embroidered designs with this safe and easy to use set. Follow examples or use your imagination and make beautiful new patterns.

### Contents:

- 4 plastic embroidery plates (28 x 19.5 cm)
- 4 embroidery needles with a blunt tip
- 9 double sided example cards
- embroidery thread

**E522385** Embroidery set

## Vetrovorm ▶

Create colourful designs by threading strings through the perforated assignment cards or use the 6 blank cards to create own designs.

### Contents:

- 18 perforated plastic cards (16 x 16 cm)
- 24 cotton laces in 4 colours
- wooden box (35 x 19 x 8 cm)

E522462 Vetrovorm



## ◀ String laces (24)

Set of 24 cotton string laces in 4 colours. Length: 86 cm.

E522576 String laces (24)

## Tweezers (4) ▶

Develop fine motor skills with these wooden tweezers. Use in games with beads, rings, knob puzzle pieces, etc.

### Contents:

- set of 4 wooden tweezers

E523349 Tweezers (4)



## Happy hammer farm set ▶

Cork board allows for the colourful farmyard figures to be easily applied or removed. Children may follow the 12 sample cards, or make up their own colour and shape sequences.

### Contents:

- 2 cork boards (30 x 22.5 cm)
- 12 assignment cards
- 2 small plastic hammers
- 72 plastic farmyard figures
- brass nails
- wooden box with partitions and lid (40 x 34 x 8 cm)

**E522353** Happy hammer farm set

### Available separately:

- E522805** Happy hammer farm - extra figures (72)
- E512092** Happy hammer - cork board (30 x 22.5 cm)
- E512091** Happy hammer - cork board with MDF
- E512090** Happy hammer - box of nails (200)
- E522380** Happy Hammer - hammer



E512092

E522380



## ◀ Happy hammer geo

Create mosaic designs with geometric shapes in various colours. Model one of the 12 assignment cards or make up your own unique creations. Improve fine motor skills and hand-eye coordination.

### Contents:

- 2 cork boards (30 x 22.5 cm)
- 12 assignment cards
- 2 small plastic hammers
- 144 plastic geo shapes
- brass nails
- wooden box (40 x 34 x 8 cm)

**E522355** Happy hammer geo

### Available separately:

- E522357** Happy hammer geo - shapes (144)
- E512092** Happy hammer - cork board (30 x 22.5 cm)
- E512091** Happy hammer - cork board with MDF
- E512090** Happy hammer - box of nails (200)
- E522380** Happy hammer - hammer



## Screwy ▶

This fascinating nuts and bolts game requires children to copy the various colour/shape sequences.

### Contents:

- 8 assignment cards
- 64 multi-coloured plastic geometric pieces
- wooden box with partitions and lid (40 x 34 x 8 cm)

**E522046** Screwy



E523095

## ◀ Maxi insert mosaic

Encourage children to exercise their colour and shape perception. Children can make their own creations or use one of the 8 assignment cards. The assignment cards have 8 advancing levels of difficulty.

### Contents:

- 160 pegs in 8 bright colours
- 8 assignment cards
- wooden box with partitions and lid (31 x 29 x 8.5 cm)
- A transparent insert mosaic frame is available separately (Mosaic board E523095)

**E523096** Maxi insert mosaic

**E523095** Mosaic board

## Insert mosaic 10 mm/15 mm ▶

Children arrange a mix of round and square multi-coloured pegs and learn to convert a 2D image into a 3D situation. Children choose an assignment card, insert it into a frame and apply the matching pegs. The 10 mm pegs and their boards are more complex than the 15 mm version. Fine tune motor skills as well as colour and pattern perception with this developmental game.

### Contents:

- 2 plastic frames
- plastic pins in 2 shapes and 6 colours
  - 10 mm set contains 800 pins
  - 15 mm set contains 400 pins
- 10 plastic assignment cards
- wooden box (40 x 34 x 9 cm)

**E522333** Insert mosaic 10 mm

**E522334** Insert mosaic 15 mm

### Available separately:

**E522335** Additional pins 10 mm (approx. 800)

**E522336** Additional pins 15 mm (approx. 400)

**E522337** Additional insert frame



E522337

E522335

E522336

## Kralo group set

Make colourful patterns with beads, by using an image card or by using your imagination. Place a transparent bead board on or next to an image card and put in the beads. Stimulates eye-hand coordination, spatial awareness and creativity.

With the Kralo group set, children can work with the beads boards 4 at a time.



### Kralo group set - round ▼

**Contents:**

- 4 plastic bead boards (2 white, 2 transparent)
- 1000 plastic beads
- 12 plastic image cards
- wooden box (45 x 22 x 6.5 cm)

**E522809** Kralo group set - round



### Kralo group set - square ▲

**Contents:**

- 4 plastic bead boards (2 white, 2 transparent)
- 1000 plastic beads
- 12 plastic image cards
- wooden box (45 x 22 x 6.5 cm)

**E522808** Kralo group set - square



**E036094** Kralo - extra beads (1000)



**E095023** Kralo board - wooden box



**E095024** Kralo board wood - square



**E095025** Kralo board wood - round



**E095031** Kralo board - plastic lid



**E095060** Kralo board white square



**E095061** Kralo board transparent square



**E095065** Kralo board white round



**E095066** Kralo board transparent round



## Motor skills boards



## ◀ Motor skills board - flowers

With the magnetic pen, move coloured balls to the flowers. Combine balls and flowers of the same colour or develop counting, by placing as many balls in a flower as the number of petals. Stimulate fine motor skills, spatial awareness and the ability to concentrate.

**Contents:**

- wooden magnetic board (29.5 x 29.5 cm)
- 6 cardboard assignment cards
- magnetic pen

**E522963** Motor skills board - flowers

## Motor skills boards ▶

With the magnetic pen and the turntable, move coloured balls through the maze as you like or by using the 6 assignment cards. Create patterns of various colours and various amounts of balls. Stimulate fine motor skills, spatial awareness and the ability to concentrate. Dimensions: 37.5 x 37.5 x 5 cm.

**E522391** Motor skills board - numbers

**E522392** Motor skills board - writing patterns 1

**E522393** Motor skills board - writing patterns 2

**E522394** Motor skills board - shapes



## ◀ Motor skills board - writing shapes

With the magnetic pen, move coloured balls through the maze as you like or by using the assignment cards. By sorting the various colours and amounts of balls, develop counting and the understanding of numbers and amounts up to 10. Stimulate fine motor skills, spatial awareness and the ability to concentrate.

**Contents:**

- wooden magnetic board (29.5 x 29.5 cm)
- 6 cardboard assignment cards
- magnetic pen

**E522952** Motor skills board - quantities



## Motor skills cards ▶

The plastic coated cards are an excellent teaching aid for the development of handwriting and pen control. Children use the 4 sections: the top line illustrates a writing pattern; the next line shows the beginning of the same pattern; the third line is for free-form copying; and the last section is for free-form copying within a frame. Use with whiteboard markers (not included).

**Contents:**

- 10 motor skills cards (33.5 x 22 cm)
- 10 cover sets
- wooden box (37 x 23 x 4.5 cm)

**E522274** Motor skills cards

**E522230** Cover set 10 pieces



## Magnetic design board ▶

Copy the patterns and figures of the assignment card on your design board. Pull up the small balls with the magnetic pen. Experience with patterns and create your own design as well. Develop fine motor skills, visual discrimination and concentration.

**Contents:**

- 2 red design boards with magnetic pen
- 6 plastic assignment cards with 12 assignments
- wooden box (33 x 18 x 6 cm)

**E523388** Magnetic design board

**900000019** Magnetic design board (1 piece)



## ◀ Feel the number

Follow number shapes with your index finger or the wooden pen. Stimulate pre-writing skills, number shape recognition and fine motor skills.

**Contents:**

- 10 wooden boards with the numbers 0-9
- wooden pen
- wooden box ( 15 x 11.5 x 7 cm)

**1312000** Feel the number

## Feel the letter ▼

Follow letter shapes with your index finger or the wooden pen. Stimulate pre-writing skills, letter shape recognition and fine motor skills.

**Contents:**

- 28 wooden boards
- wooden pen
- wooden box (15 x 11.5 x 7 cm)

**1313000** Feel the letter



## Write activity cards set 1 ▶

Practise writing movements with aquarelle pencils and afterwards simply clean the cards with a damp cloth. Develop hand-eye coordination and fine motor skills.

**Contents:**

- 12 plastic cards
- 4 white aquarelle pencils
- wooden box (29 x 24 x 2.5 cm)

**3021510** Write activity cards set 1



## ◀ Writing patterns

Follow the tracks of the writing patterns with your index finger or with the wooden pen. Start with the large patterns and afterwards the small ones. Develop early writing skills as well as fine motor skills.

**Contents:**

- 10 blue plastic plates with relief of 0.5 mm
- wooden 'pen'
- wooden box with lid (29.5 x 20.5 x 7 cm)

**1314000** Writing patterns



## Fun buttons (200) ◀

Stack, sort and lace colourful buttons with 1-5 holes. Develop hand-eye coordination, fine motor skills and colour recognition.

**Contents:**

- 200 plastic buttons in 5 colours
- 2 plastic end ties
- selection of coloured strings

**E136011** Fun buttons (200)



## Nuts and bolts (64) ▲

Go nuts! Create all sorts of shape and colour combinations and sequences with nuts and bolts. Develop hand-eye coordination, fine motor skills and colour and shape recognition.

**Contents:**

- 64 plastic nuts and bolts in 4 colours

**E136010** Nuts and bolts (64)



## ◀ Chain links (200)

Create colourful series of chain links. Develop hand-eye coordination, fine motor skills and colour recognition.

**Contents:**

- 200 plastic chain links in 4 colours

**E136013** Chain links (200)

# Motor play

Motor development

Fine motor skills

Gross motor skills

## Gross motor skills

Gross motor skills are all about movements of the large muscle groups and whole body movement. The main goal for children is to move in a flexible way. Playing hide and seek, aiming for a goal and modelling clay are activities which stimulate the gross motor skills.

### Make the right move ▶

Make the right move as shown on the assignment cards. Imitate them yourselves or imitate each other. Develop spatial awareness and gross motor skills. As all postures are included twice, it is also possible to play memory.

**Contents:**

- 32 plastic assignment cards with 16 movements
- wooden box (24 x 12.5 x 7 cm)

**90000056** Make the right move

**New product**



### ◀ Activity die

What part of the body does the die show? What can you do with it? Learn to recognise and name body parts and discover their functions. The die is made from soft plastic, which makes it safe to handle and roll quietly. Easy to clean so suitable for indoor as well as outdoor use.

**Contents:**

- large soft plastic die with images showing body parts (10 cm)

**3011530** Activity die



## ◀ Horse harness

Leather horse harness. Stimulate imagination and motor skills when playing outside.

**E522091** Horse harness

## ◀ Horse harness with bell

Leather horse harness with bell. Stimulate imagination and motor skills when playing outside.

**E522095** Horse harness with bell

## ◀ Horse harness with safety button

Leather horse harness with safety button and 2 bells. Stimulate imagination and motor skills when playing outside. This horse harness contains a safety button. As soon as a child get stuck somewhere, the harness opens.

**E522096** Horse harness with safety button

## Summer skis (2 children) ▶

These colourful summer skis encourage children to work together while exercising. The skis are made of wood and have two anti-slip rubber blocks underneath. Children build teamwork skills while they improve their coordination.

### Contents:

- set of wooden skis with hand ropes (ski size: 89 x 9 cm)

**E524003** Summer skis (2 children)



## Stilts wood ▼

A pair of sturdy wooden stilts with adjustable foot rest heights. Develop body awareness, balance and coordination. Height: 155 cm.

**E522768** Stilts wood



## Throwing game ▲

Combining elements from many classic games, this fun activity encourages counting. Throw 4 rope rings onto the pins and then count your score based on the pin values. This game can be used on the floor or can be wall-mounted.

### Contents:

- wooden board with 9 pins (ø 50 cm)
- 4 rope rings

**E522820** Throwing game

## Walking stilts ▼

Solid, stable and robust walking stilts with an animal image. Develop gross motor skills, coordination and synchronization of movements. Includes adjustable ropes. Assorted colours. Height: 12 cm.

**E522766** Walking stilts 12 cm

**E522767** Walking stilts 15 cm



## Puzzle play

### Encourage children to discover the world

Fit pieces into place and improve spatial reasoning skills.  
Reveal and discuss shapes and images.



# Puzzle play

Knob puzzles

Jigsaw puzzles

Layer puzzles

Specials

Puzzle cases

## Puzzles

Putting together a puzzle is all about trying to fit the right pieces into the right place. The main goal for children is to improve their coordination, fine motor skills, language and cognitive capacities. Solving problems, making decisions, and practising memory skills are activities that are stimulated by doing puzzles.

## Knob puzzles

Knob puzzles develop thumbs opposition. This is an important fine motor skill for children to learn how to grasp things.

### Knob puzzle - fruit ▶

**Contents:**

- wooden frame (28 x 28 cm)
- 10 wooden lift-out shapes

**E523341** Knob puzzle - fruit

### Knob puzzle - pets ▶

**Contents:**

- wooden frame (28 x 28 cm)
- 10 wooden lift-out shapes

**E523342** Knob puzzle - pets

### Knob puzzle - vegetables ▶

**Contents:**

- wooden frame (28 x 28 cm)
- 10 wooden lift-out shapes

**E523331** Knob puzzle - vegetables

### Knob puzzle - farm ▶

**Contents:**

- wooden frame (28 x 28 cm)
- 10 wooden lift-out shapes

**E523332** Knob puzzle - farm



## Knob puzzles surprise

Surprise knob puzzles. Lift a puzzle piece and discover something is hidden! The revealed image relates to the puzzle piece.

### Knob puzzle surprise - bedroom ▶

**Contents:**

- wooden puzzle frame (28 x 28 cm)
- 8 wooden lift-out puzzle pieces with knobs

**E522402** Knob puzzle surprise - bedroom

### Knob puzzle surprise - birthday ▶

**Contents:**

- wooden puzzle frame (28 x 28 cm)
- 9 wooden lift-out puzzle pieces with knobs

**E522403** Knob puzzle surprise - birthday

### Knob puzzle surprise - picnic ▶

**Contents:**

- wooden puzzle frame (28 x 28 cm)
- 9 wooden lift-out puzzle pieces with knobs

**E522404** Knob puzzle surprise - picnic

### Knob puzzle surprise - animal houses ▶

**Contents:**

- wooden puzzle frame (28 x 28 cm)
- 9 wooden lift-out puzzle pieces with knobs

**E522405** Knob puzzle surprise - animal houses

### Knob puzzle surprise - princess ▶

**Contents:**

- wooden frame (34 x 34 cm)
- 11 wooden lift-out shapes

**900000072** Knob puzzle - princess

**New  
product**

### Knob puzzle surprise - dino ▶

**Contents:**

- wooden frame (34 x 34 cm)
- 11 wooden lift-out shapes

**900000073** Knob puzzle - dino



**New  
product**



## Knob puzzle - tools ▶

### Contents:

- wooden frame (34 x 34 cm)
- 12 wooden lift-out shapes

E523333 Knob puzzle - tools

## Knob puzzle - geometric shapes ▶

### Contents:

- wooden frame (34 x 34 cm)
- 12 wooden lift-out shapes

E522926 Knob puzzle - geometric shapes

## Knob puzzle - vehicles ▶

### Contents:

- wooden frame (34 x 34 cm)
- 11 wooden lift-out shapes

E522924 Knob puzzle - vehicles



# Puzzle play

Knob puzzles

Jigsaw puzzles

Layer puzzles

Specials

Puzzle cases

## Vehicle puzzle box ▶

Trains, planes and automobiles are some of the themes children love. This complete set of 10 colourful jigsaws has wonderful illustrations with a transportation theme. With increase in difficulty.

### Contents:

- 10 wooden puzzles (20 x 14 cm)
- the puzzles contain 5 x 6 pieces and 5 x 8 pieces
- wooden box (30 x 21 x 6 cm)

**E522350** Vehicle puzzle box



## ◀ Baby puzzles

Wooden puzzles with theme 'Baby'. The set contains 4 themes with situations that show life with a new baby in the house. The puzzles vary from 9 to 12 pieces. Available separately or as a set of 4.

### Contents:

- wooden frame (24 x 24 cm)
- 9 or 12 wooden jigsaw pieces

**E522676** Baby puzzle - sleeping (12)

**E522677** Baby puzzle - taking a bath (12)

**E522678** Baby puzzle - eating (9)

**E522679** Baby puzzle - playing (9)

**E522684** Baby puzzles - set of 4

## Puzzle sets girls / boys ▶

Set of 4 puzzles with theme girls or boys. The puzzles vary from 9 to 12 pieces with straight or wavy edges.

### Contents:

- 4 wooden puzzle frames (20 x 20 cm)
- 9 or 12 plastic puzzle pieces per puzzle (2.5 mm)

**E522056** Puzzle set girls - set of 4

**E522057** Puzzle set boys - set of 4





## Animal puzzles mother + child ▲

Animal puzzles mother + child. The puzzles vary from 6 to 12 plastic pieces each and have square or rectangular pieces. Available separately or as a set of 8.

### Contents:

- wooden frame (24 x 24 cm)
- 6 or 12 plastic puzzle pieces (2.5 mm)

- E522276** Animal puzzle mother + child - giraffe (6)
- E522277** Animal puzzle mother + child - crocodile (6)
- E522278** Animal puzzle mother + child - panda (8)
- E522279** Animal puzzle mother + child - monkey (8)
- E522280** Animal puzzle mother + child - elephant (9)
- E522281** Animal puzzle mother + child - zebra (9)
- E522282** Animal puzzle mother + child - penguin (12)
- E522283** Animal puzzle mother + child - hippo (12)
- E522633** Animal puzzles mother + child - set of 8

## Health puzzles ▶

This range shows children situations relating to health in daily life. Wooden puzzle with 16 pieces. Available separately or as a set of 4.

### Contents:

- wooden frame (34 x 34 cm)
- 16 wooden jigsaw pieces

- E522551** Health puzzle - dentist (16)
- E522552** Health puzzle - doctor (16)
- E522553** Health puzzle - vet (16)
- E522554** Health puzzle - hospital (16)
- E522557** Health puzzles - set of 4



## Children's activities puzzles ▶

This range shows children's activities with 4 different situations. The wooden puzzles contain 24 pieces. Available separately or as a set of 4.

### Contents:

- wooden frame (40 x 28 cm)
- 24 wooden jigsaw pieces

**E522570** Children's activities puzzle - party (24)

**E522571** Children's activities puzzle - farm visit (24)

**E522572** Children's activities puzzle - picnic (24)

**E522573** Children's activities puzzle - playground (24)

**E522627** Children's activities puzzles - set of 4



## ◀ Hygiene puzzles

A series of 4 wooden puzzles with theme 'personal hygiene'. The puzzles contain either 16 or 25 wooden pieces. Available separately or as a set of 4.

### Contents:

- wooden frame (34 x 34 cm)
- 16 or 25 wooden jigsaw pieces

**E522590** Hygiene puzzle - washing your hands (16)

**E522591** Hygiene puzzle - bath time (16)

**E522592** Hygiene puzzle - getting dressed (25)

**E522593** Hygiene puzzle - brushing your teeth (25)

**E522594** Hygiene puzzles - set of 4



## Augmented Reality

### Power puzzles - Augmented Reality

Scan the empty puzzle frame, make the puzzle and bring it to life! Download the app for free in the AppStore or GooglePlay. The AR-apps contain a series of educational exercises to extend vocabulary (stories, rhymes and songs), but also exercises to stimulate motor skills (preparatory writing skills) and exercises with shapes and colours. The puzzles contain either 24 or 35 wooden pieces. Available separately or as a set of 4.

#### Contents:

- wooden frame (40 x 28 cm)
- 24 or 35 wooden jigsaw puzzle pieces
- AR-app for Apple and Android (to be downloaded for free)

**E523301** Power puzzle AR - formula 1

**E523302** Power puzzle AR - boat race

**E523303** Power puzzle AR - motocross

**E523304** Power puzzle AR - air show

**E523305** Power puzzles AR - set of 4



## Above and beneath puzzles ▶

What is going on above and beneath the ground and water? Set of 4 wooden puzzles with 28 or 35 pieces. Available separately or as a set of 4.

### Contents:

- wooden frame (40 x 28 cm)
- 28 or 35 wooden jigsaw pieces

**E523373** Above and beneath puzzle - into the woods

**E523374** Above and beneath puzzle - into the jungle

**E523375** Above and beneath puzzle - into the garden

**E523376** Above and beneath puzzle - into the sea

**E523377** Above and beneath puzzles - set of 4



## ◀ Transport puzzles

A series of 4 wooden puzzles with theme 'Transport'. The puzzles have an increase in difficulty with 16, 25, 36 and 49 pieces. Available separately or as a set of 4.

### Contents:

- wooden frame (34 x 34 cm)
- 16, 25, 36 or 49 wooden jigsaw pieces

**E522067** Transport puzzle - airport (16)

**E522068** Transport puzzle - train station (25)

**E522069** Transport puzzle - ferry (36)

**E522070** Transport puzzle - traffic (49)

**E522071** Transport puzzles - set of 4

## Street action puzzles ▶

A series of 4 wooden puzzles with theme 'Street action'. The puzzles have an increase in difficulty with 16, 25, 36 and 49 pieces. Available separately or as a set of 4.

### Contents:

- wooden frame (34 x 34 cm)
- 16, 25, 36 or 49 wooden jigsaw pieces

**E522072** Street action puzzle - rescue (16)

**E522073** Street action puzzle - fire (25)

**E522074** Street action puzzle - road building (36)

**E522075** Street action puzzle - trash collection (49)

**E522076** Street action puzzles - set of 4



## Seasons puzzles 1 ▶

Every season is featured in this series of 4 puzzles. The pictures show scenes outside the same house but at different times of the year. One season per puzzle. The set has an increase in difficulty with 2x 9 and 2x 16 pieces. Available separately or as a set of 4.

### Contents:

- wooden frame (34 x 34 cm)
- 9 or 16 wooden jigsaw pieces

**E522855** Seasons puzzle 1 - spring (9)

**E522856** Seasons puzzle 1 - summer (16)

**E522857** Seasons puzzle 1 - autumn (9)

**E522858** Seasons puzzle 1 - winter (16)

**E522859** Seasons puzzles 1 - set of 4



## ◀ Seasons puzzles 2

Every season is featured in this series of 4 puzzles. The pictures show scenes outside the same house but at different times of the year. One season per puzzle. The set has an increase in difficulty with 25, 36, 49 and 64 pieces. Available separately or as a set of 4.

### Contents:

- wooden frame (40 x 40 cm)
- 25, 36, 49 or 64 wooden jigsaw pieces

**E522623** Seasons puzzle 2 - spring (25)

**E522624** Seasons puzzle 2 - summer (36)

**E522625** Seasons puzzle 2 - autumn (49)

**E522626** Seasons puzzle 2 - winter (64)

**E522116** Season puzzles 2 - set of 4



## Above and beneath puzzles 120 ▶

What is going on above and beneath the ground and water? Set of 4 advanced wooden puzzles. All puzzles contain 120 pieces. Available separately or as a set of 4.

### Contents:

- wooden frame (40 x 50 cm)
- 120 wooden jigsaw pieces

**E522851** Above and beneath puzzles 120 - sea

**E522852** Above and beneath puzzles 120 - lake

**E522853** Above and beneath puzzles 120 - woods

**E522854** Above and beneath puzzles 120 - city

**E522850** Above and beneath puzzles 120 - set of 4

## New products

### The four seasons puzzles ▶

A series of 4 wooden puzzles with theme 'The four seasons'. The set has an increase in difficulty with 25, 36, 49 and 64 puzzle pieces. Available separately or as a set of 4.

#### Contents:

- wooden frame (40 x 40 cm)
- 25, 36, 49 and 64 wooden jigsaw pieces

**900000081** The four seasons puzzle - spring (25)

**900000082** The four seasons puzzle - summer (36)

**900000083** The four seasons puzzle - autumn (49)

**900000084** The four seasons puzzle - winter (64)

**900000085** The four seasons puzzles - set of 4



## New products

### ◀ My world puzzles

This range of wooden puzzles contains 'My world'. Recognisable topics as restaurant, shop, health and art (museum) are included. The set has an increase in difficulty with 36, 49, 64 and 81 puzzle pieces. Available separately or as a set of 4.

#### Contents:

- wooden frame (40 x 40 cm)
- 36, 49, 64 and 81 wooden jigsaw pieces

**900000086** My world puzzle - restaurant (36)

**900000087** My world puzzle - shop (49)

**900000088** My world puzzle - health (64)

**900000089** My world puzzle - art (81)

**900000090** My world puzzles - set of 4





**New  
products**



## Technology and transport puzzles ▶

Puzzle set 'Technology and transport' contain scientific topics to make young children familiar with the fundamentals of STEAM. The set has an increase in difficulty with 36, 49, 64 and 81 puzzle pieces. Available separately or as a set of 4.

### Contents:

- wooden frame (40 x 40 cm)
- 36, 49, 64 and 81 wooden jigsaw pieces

- 90000091** Technology and transport puzzle - transport (36)
- 90000092** Technology and transport puzzle - construction (49)
- 90000093** Technology and transport puzzle - machinery (64)
- 90000094** Technology and transport puzzle - inventions (81)
- 90000095** Technology and transport puzzles - set of 4



**New  
products**



## ◀ Extreme weather puzzles

Set of 4 wooden puzzles to discuss extreme weather circumstances with young children. The series consists of extreme cold, rain, storm and heat. The set has an increase in difficulty with 2 x 64 and 2 x 81 puzzle pieces. Available separately or as a set of 4.

### Contents:

- wooden frame (40 x 40 cm)
- 64 or 81 wooden jigsaw pieces

- 90000057** Extreme weather puzzle - cold (64)
- 90000058** Extreme weather puzzle - rain (64)
- 90000059** Extreme weather puzzle - storm (81)
- 90000060** Extreme weather puzzle - heat (81)
- 90000061** Extreme weather puzzles - set of 4

## Puzzle play

Knob puzzles

Jigsaw puzzles

Layer puzzles

Specials

Puzzle cases

### Layer puzzle - princess castle (89) ▼

Visit the princess and her friends and find out what is going on. A 2 layered wooden puzzle that shows the princess castle on the outside and inside. The bottom layer contains a puzzle of 64 pieces and the top layer contains a puzzle of 25 pieces.

#### Contents:

- wooden frame (40 x 40 cm)
- wooden puzzle with 64 wooden jigsaw pieces
- wooden puzzle with 25 wooden jigsaw pieces

90000074 Layer puzzle - princess castle (89)



New products

### Layer puzzle - dino museum (100) ▼

Visit the museum and discover all kinds of dinosaurs. A 2 layered wooden puzzle that shows the dinosaur museum on the outside and inside. The bottom layer contains a puzzle of 64 pieces and the top layer contains a puzzle of 36 pieces.

#### Contents:

- wooden frame (40 x 40 cm)
- wooden puzzle with 64 wooden jigsaw pieces
- wooden puzzle with 36 wooden jigsaw pieces

90000075 Layer puzzle - dino museum (100)



## Seasons puzzle in 4 layers ▶

A 4 layered wooden puzzle that shows the 4 seasons: spring, summer, autumn, winter. All layers contain 7 puzzle pieces.

### Contents:

- wooden frame (34 x 22 cm)
- 28 wooden puzzle pieces

**E523227** Seasons puzzle in 4 layers



## ◀ Layer puzzle daily rhythm

A 4 layered puzzle that shows the daily rhythm of a child. The first layer contains 4 puzzle pieces, the second layer 8 pieces, the third layer 12 pieces and the last contains 16 pieces.

### Contents:

- wooden layered puzzle frame 30 x 30 cm
- 40 wooden puzzle pieces

**E523060** Layer puzzle daily rhythm



## Getting dressed puzzle boy / girl ▶

These 3 layered puzzles contain children getting dressed. Each layer has the same piece shapes so the different layers can be interchanged. All layers contain 3 puzzle pieces.

### Contents:

- inlay board (34 x 22 cm)
- 9 wooden puzzle pieces

**E522019** Getting dressed puzzle - boy

**E522020** Getting dressed puzzle - girl



## ◀ Growth puzzles

Wooden layered puzzles that help to present the growth cycle concept. The series shows the passage of time with the development of the images. Each phase of growth is larger and requires more pieces to complete the picture.

### Contents:

- wooden layered puzzle frame (24 x 24 x 2 cm)
- 31 wooden puzzle pieces

**E522009** Growth puzzle - tulip

**E522011** Growth puzzle - grandmother

**E522012** Growth puzzle - chicken

**E522013** Growth puzzle - frog

**E522014** Growth puzzle - butterfly

**E522015** Growth puzzle - grandfather

**E522016** Growth puzzle - bird

**E522018** Growth puzzle - sunflower

**E522221** Growth puzzle - turtle

# Puzzle play

Knob puzzles

Jigsaw puzzles

Layer puzzles

Specials

Puzzle cases

**New products**

## Vocabulary puzzle with mixed sized pieces ▼

New type of puzzle with mixed sized pieces in one puzzle! The illustration is nice to puzzle and appropriate for storytelling, but there is more to it. As the puzzle contains mixed large and small puzzle pieces it is a different puzzle experience for children. In addition, all largest puzzle pieces contain a specific subject to stimulate vocabulary.






Take out the large puzzle pieces to emphasize specific subjects to stimulate vocabulary.

### Contents:

- wooden frame (40 x 40 cm)
- 49 wooden jigsaw pieces in different sizes

- 90000067 Vocabulary puzzle - savannah (49)
- 90000068 Vocabulary puzzle - polar areas (49)
- 90000069 Vocabulary puzzle - coral (49)
- 90000070 Vocabulary puzzle - mangrove (49)
- 90000071 Vocabulary puzzles - set of 4
- 90000076 Vocabulary puzzle - personal hygiene (49)



## Triama - butterflies ►

Practise solving a puzzle in a different way with this puzzle's specific shape formed by triangles. The aim is to complete the butterflies or flowers.

### Contents:

- wooden frame (34 x 34 cm)
- 24 wooden triangles

- E522825 Triama - butterflies
- E522826 Triama - flowers



## Math puzzles ▶

Early math puzzles to practise quantities up to 12. There is an increase in difficulty in both the contents of the puzzle as the number of pieces. Available separately or as a set of 4.

### Contents:

- wooden frame (40 x 40 cm)
- 24 or 35 wooden jigsaw pieces

**900000062** Math puzzle - quantities up to 6 (24)

**900000063** Math puzzle - addition and subtraction up to 6 (24)

**900000064** Math puzzle - quantities up to 12 (35)

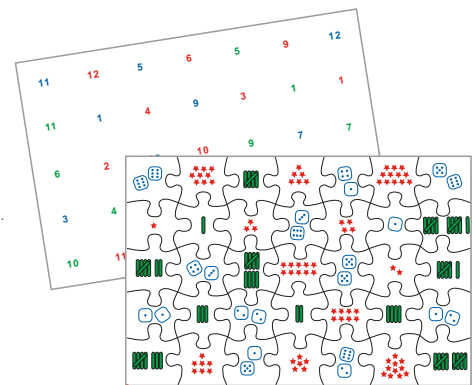
**900000065** Math puzzle - addition and subtraction up to 12 (35)

**900000066** Math puzzles number sense - set of 4



### New products

Match the number structures or sums on the puzzle pieces with the numbers in the frame.



## Math puzzles up to 20 ▶

Practise addition and subtraction up to 20 in a playful way by making the math puzzles. The puzzles have an increase in degree of difficulty with either 24 or 35 pieces. Available separately or as a set of 4.

### Contents:

- wooden frame (40 x 28 cm)
- 24 puzzle pieces with a sum on the back side
- plastic sheet with answers

**E523350** Math puzzle up to 20 + (24)

**E523351** Math puzzle up to 20 - (24)

**E523362** Math puzzle up to 20 +/- 1 (35)

**E523363** Math puzzle up to 20 +/- 2 (35)

**E523380** Math puzzles up to 20 - set of 4



E523351

E523350

E523362

E523363

## Puzzle play

Knob puzzles

Jigsaw puzzles

Layer puzzles

Specials

Puzzle cases

### Universal puzzle case (empty) ▶

The perfect solution for neatly storing lots of differently sized puzzles, up to 40 x 40 cm. This wooden case has 13 shelves. Dimensions: 80 x 49 x 13 cm.

**E522427** Universal puzzle case (empty)



### Puzzle case 24 (empty) ▶

Wooden puzzle case for 8 puzzles with size 24 x 24 cm, for example the Growth puzzles. Dimensions of the case: 27.5 x 21.5 x 29 cm.

**E522017** Puzzle case 24 (empty)



### Puzzle case 34 (empty) ▶

Suitable for all types of 34 x 34 cm puzzles. Holds up to 8 puzzles. Dimensions of the case: 38 x 24 x 26 cm.

**E522054** Puzzle case 34 (empty)





## Pretend play

### Create your own world to enter the big world

Improve your self-confidence by acting out your own role play.





# Pretend play

Furniture and accessories

Dressing up

## Furniture and accessories

Experience pretend play with our furniture and accessories. Create your own living room, supermarket or kitchen and act out daily life situations. Pretend with Educo.

### Cube chair ▶

The Cube chair has 2 seat heights and can also be used as a table. Made of transparent lacquered multiplex. Will be delivered flat-packed. Seat height: 15 and 21 cm. Dimensions: 34 x 34 x 34 cm.

**E523098** Cube chair



### Cube table ▶

The Cube table is made of transparent lacquered multiplex. Will be delivered flat-packed. Dimensions: 70 x 70 x 46 cm.

**E523100** Cube table



### ◀ Chair

Stackable chair with handy grip to move it around. Made of transparent lacquered multiplex. Will be delivered flat-packed. Seat height: 28 cm.

**E523101** Furniture - Chair

### ◀ Table

Round table made of transparent lacquered multiplex. Will be delivered flat-packed. Dimensions: 70 x 50 cm (ø x h).

**E523103** Furniture - Table

### Cupboard ▶

This cupboard contains drawers and a place to hang clothes. All Educo cabinets are equipped with safety hinges, which have a built-in shock absorber. Doors close soft and silent. Height: 59 cm. Dimensions: 67 x 37 x 67 cm.

**E009108** Cupboard



### Doll changing pillow ▲

The detachable cover is washable at 30 degrees Celsius. Dimensions: 50 x 30 cm.

**E523024** Doll changing pillow

## Broom stand ▶

Wooden stand for 6 brooms, 2 dustpans and 2 brushes. Accessories sold separately. Will be delivered flat-packed, easy to assemble. Height: 55 cm.

**E522472** Broom stand

## Street broom ▶

Street broom in child size. Unvarnished. Size stick: 70 cm.

**E522060** Street broom

## Room broom (soft) ▶

Room broom (soft) in child size. Varnished. Size stick: 70 cm.

**E522062** Room broom (soft)



E522060

E522062

E522472

## Hand brush wood ▼

Hand brush wood in child size. Varnished.

**E522064** Hand brush wood



## Dustpan plastic ▼

Dustpan plastic in child size. Can be used both indoor and outdoor. To be used in conjunction with the Educo hand brush (E512052).

**E512051** Dustpan plastic



## Hand brush ▼

Hand brush plastic in child size. Can be used both indoor and outdoor. To be used in conjunction with the Educo dustpan (E512051).

**E512052** Hand brush



## ◀ Doll clothes airer wood

Allow your laundry to dry on this clothes airer. Will be delivered flat-packed, easy to assemble. Dimensions: 54 x 32 x 67 cm.

**E522478** Doll clothes airer wood

## Pillow and blankets ▼

Tuck your doll into bed for a good night's sleep. Pillow and blanket combination for the doll crib (E522475).

**E106064** Pillow and blanket, blue

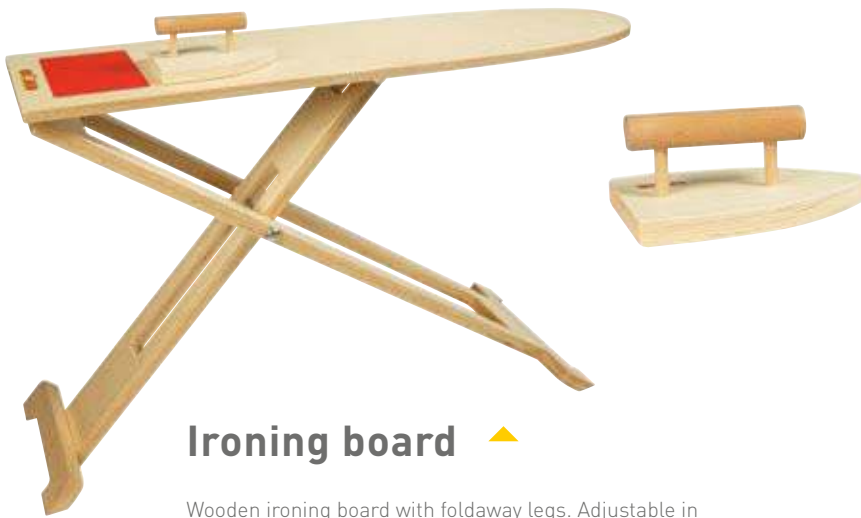
**E106065** Pillow and blanket, red



## ◀ Doll crib wood

Wooden doll crib. Equipped with an extra sturdy bed base. Will be delivered flat-packed. Dimensions: 62 x 28 cm.

**E522475** Doll crib wood



## Ironing board ▲

Wooden ironing board with foldaway legs. Adjustable in 3 positions. Dimensions: 80 x 22 x 62 cm.

**E009115** Ironing board

## ◀ Iron

Wooden iron. To be used in conjunction with Ironing board (E009115).

**E009116** Iron

## Toy photo camera ▼

Camera with a push button and a kaleidoscope lens. Size: 13 x 10 cm.

**E522173** Toy photo camera



## ◀ Telephone set

Set of 2 wooden telephones with push buttons in holder. Telephone size: 11 x 5.5 cm. Size of holder: 16 x 5.5 cm.

**E522365** Telephone set



## Doll chair ▼

Sturdy wooden doll chair. Will be delivered flat-packed. Height: 55 cm.

**E523178** Doll chair



## Doll buggy wood ▼

Four-wheeled buggy for dolls. With fabric lining and solid plastic wheels with EVA foam tyres. Does not leave marks on floors. Will be delivered flat-packed. Push bar height: 51 cm.

**E522459** Doll buggy wood

## Doll pram wood ▲

Wooden buggy for dolls with 4 solid wheels and EVA foam tyres. Does not leave marks on floors. Will be delivered flat-packed. Push bar height: 51 cm. Dimension of the container: 60 x 31 cm.

**E522495** Doll pram wood



## Kitchen corner

All components of the Educo Kitchen corner are made of varnished multiplex. They are mutually compatible and have uniform measurements. All doors are equipped with safety hinges which have a built-in shock absorbers, in order to protect the child's fingers.



### ◀ ◀ Kitchen corner - cooker

Wooden 4-burner stove with storage space. The door is fitted with a plexiglass transparent window. Will be delivered flat-packed. Dimensions: 43 x 40 x 62 cm.

**E522690** Kitchen corner - cooker

### ◀ Kitchen corner - refrigerator

Wooden refrigerator with 2 plexiglass shelves. The inside of the door is equipped with an egg rack, a butter rack and a bottle rack. Will be delivered flat-packed. Dimensions: 43 x 40 x 62 cm.

**E522691** Kitchen corner - refrigerator

### Kitchen corner - sink unit ▶ ▶

Wooden sink unit equipped with a shelf and a drawer. Will be delivered flat-packed. Dimensions: 80 x 40 x 62 cm.

**E522693** Kitchen corner - sink unit

### Kitchen corner - washing machine ▶

Wooden washing machine with a metal drum and a detergent tray. The door is made of plexiglass. Will be delivered ready assembled. Dimensions: 43 x 40 x 62 cm.

**E522692** Kitchen corner - washing machine



## Kitchen centre ▶

This wooden kitchen centre contains everything you need for your pretend kitchen play. Features 4 black hot plates, cooker controls, an oven, a microwave and a sink. Will be delivered flat-packed. Dimensions: 73 x 37 x 95 cm. Height counter top: 62 cm.

**E009417** Kitchen centre

**Available separately:**

**E009418** Washing up bowl



## ◀ Washing up bowl

Separate red plastic washing up bowl. Fits to the Kitchen centre (E009417) and Sink unit (E522693)

**E009418** Washing up bowl



## ◀ Toy cutlery plastic - 24 pieces in wooden box

This three-compartment wooden drawer contains a 24-piece cutlery set. The cutlery comes in an assortment of colours and consists of knives, forks, spoons and small spoons.

**Contents:**

- plastic cutlery, 24 pieces
- wooden box (20 x 16 x 5 cm)

**E522147** Toy cutlery plastic 24 pieces in wooden box

## Toaster ▼

A 'real' working wooden toaster, including 2 slices of bread. Dimensions: 20 x 13 x 5 cm.

**E523114** Toaster



## Coffee-maker ▼

Wooden coffee-maker. The coffee pads are included. Height: 21 cm.

**E523113** Coffee-maker



## Fruit set large (24) ▶

Delicious fruit of indestructible plastic! Perfectly suited for pretend play. Fruit set large has the size of real fruit, the fruit set small contains smaller fruit pieces. Both sets contain 24 pieces.

**E522366** Fruit set large (24)

**E522371** Fruit set small (24)



E522366



E522371

## Milk, yoghurt and cheese set (12) ▶

A set of 12 plastic pieces containing milk, yoghurt and a fine selection of cheese.

**E522370** Milk, yoghurt and cheese set (12)



## ◀ Pizza set (8)

The plastic pizza can be cut into pieces and reassembled by means of the Velcro. The set contains 6 plastic pizzas, pizza cutter and pizza scoop.

**E522384** Pizza set (8)

## Vegetable set (12) ▶

12 different kinds of plastic vegetables. All vegetables have the right shape, size and colour.

**E522372** Vegetable set (12)



## ◀ Fish set (12)

Various kinds of fish [sardine, plaice, perch, trout, etc.]. The set includes 12 plastic pieces, including chips to create your own fish and chips meal.

**E522376** Fish set (12)

## Meat set (12) ▶

Various kinds of meat. The set includes 12 plastic pieces, including chips.


**E522377** Meat set (12)



## Egg set ▶

12 plastic boiled and fried eggs.

**E522382** Egg set



## ◀ Toy ice cream (12)

12 plastic ice creams.

**E522396** Toy ice cream (12)

## Biscuits and cakes (12) ▶

12 plastic biscuits and cakes.

**E522406** Biscuits and cakes (12)



## ◀ Toy bread (6)

6 plastic toy breads.

**E522407** Toy bread (6)

## Toy cheese (6) ▶

6 plastic pieces of cheese.

**E522408** Toy cheese (6)



## ◀ Toy croissants plastic (24)

24 plastic croissants.

**E522604** Toy croissants plastic (24)

## Role play furniture unit ▶

Set up themed play situations in just a few minutes with this multifunctional unit, such as a market stall, hairdressing salon, ticket office and travel agency. Ideal for classrooms with limited space. Will be delivered flat-packed. Easy to assemble. Dimensions: 120 x 55 x 130 cm.

**E522192** Role play furniture unit



## Store shelves ▶

Place all kinds of shopping materials in these store shelves. Will be delivered flat packed. Dimensions: 90 x 30 x 90 cm.

**E006707** Store shelves



## Shopping trolley ▶

Shopping trolley with a solid wooden frame, basket and tray, and extra-large rubber tyres to carry a lot of groceries! Dimensions: 36 x 23 cm. Push bar height: 60 cm.

**E009203** Shopping trolley



## ◀ Shop playhouse

This 3-sided wooden play shop contains shelves, a service counter and a blackboard for special offers. Perfect for role-play. Flat pack design, simple construction. Accessories not included. Dimensions: 120 x 100 x 50 cm.

**E006706** Shop playhouse

## ◀ Cash register wood

Play and practise money transactions. The wooden cash register features push buttons, a money tray and a pretend credit card. The money display is connected to the cash register with a strong magnet. Dimensions: 24 x 24 x 13 cm.

**E523006** Cash register wood





## Mirror with wooden bar ▶

Babies and toddlers are fascinated by mirrors. By observing themselves in the mirror they discover their own identity and movements. A solid, unbreakable mirror (127 x 69 cm) with a wooden frame. The mirror comes with a wooden handrail, adjustable in 3 heights. By grabbing the rail, children can pull themselves up and walk along the mirror. The mirror can be fixed both horizontally and vertically. Dimensions: 69 x 127 cm.

**E522574** Mirror with wooden bar



## ◀ Play car large

Play car for 6 children. With game elements such as a key, a gear shift and a steering wheel. Made of birch multiplex. Will be delivered flat-packed. Seat height: 25 cm. Dimensions: 120 x 75 x 45 cm.

**E523181** Play car large



## Steering box ▶

Wooden steering unit with gear stick and 2 pedals for imaginative drivers. Dimensions: 37 x 37 x 39 cm.

**E009415** Steering box



## ◀ Play boat large

Large play boat with game elements such as a ship's wheel, rudder, gangway and an anchor. Made of birch multiplex. Will be delivered flat-packed. Seat height: 25 cm. Dimensions: 150 x 100 x 80 cm.

**E523182** Play boat large

## Farmhouse wood ▼

Explore your imagination with this fabulous farmhouse. The roof can be opened, creating room for play. Accessories not included. Will be delivered flat-packed. Dimensions: 50 x 24 x 28 cm.

**E522642** Farmhouse wood



## Building mat ▲

Building mat with low pile and piped edges. Size: 100 x 150 cm.

**E009139** Grey building mat

**E009145** Blue building mat

**E009146** Red building mat

## Garage ▶

This wooden car park invites you to instantly start to play. It even has a real car lift and a heliport. Dimensions: 36 x 66 x 48 cm.

**E525027** Garage



## ◀ Garage large

Wooden garage with plenty of possibilities for play: parking deck, petrol station, car lift and a repair shop on the ground floor. Dimensions: 77 x 50 x 47 cm.

**E523005** Garage large



## Railway train set ▶

Comprehensive railway set with durable wooden tracks and a village with inhabitants. The trains are connected with magnets. Contains 116 pieces in a plastic storage box.

**E522996** Railway train set



## ◀ Building mat rack

Wooden holder to store 4 play mats. Dimensions: 34 x 33 x 74 cm.

**E009137**  
Building mat rack

## ▶ Play mat 120 x 200 cm - city

Traffic mat on which children can create and copy traffic situations. Can be used in combination with world game materials such as cars, figures, blocks, etc. Other play mats can be connected. The mat is made of plastic, which makes it easy to clean. Size: 200 x 120 cm.

**E523152** Play mat 120 x 200 cm - city

## ◀ Play mat 120 x 200 cm - farm/zoo

Traffic mat with a farm and a zoo. Can be used in combination with world game materials such as animals, fences, cars, etc. Other playing mats can be connected. The mat is made of plastic, which makes it easy to clean. Size: 200 x 120 cm.

**E523163** Play mat 120 x 200 cm - farm/zoo



## Traffic play mats ▶

Traffic play mat with low pile and piped edges.

**E009402** Traffic play mat farm 150 x 200 cm

**E009403** Traffic play mat city 140 x 200 cm.

E009402



E009403



## ◀ Dolls house

Explore family life and become a creative interior designer. Will be delivered flat-packed. Dimensions: 80 x 42 x 56 cm. Accessories not included.

**E525016** Dolls house

**E525018** Dolls house - dining room

**E525019** Dolls house - bedroom

**E525020** Dolls house - family

**E525021** Dolls house - living room

**E525022** Dolls house - bath room

**E525023** Dolls house - kitchen

**E525024** Dolls house - car

**E525030** Dolls house - master bedroom



E525018



E525019



E525020



E525021



E525022



E525023



E525024



E525030

# Pretend play

Furniture and accessories

Dressing up



## Dressing up clothes

You will become someone else in a jiffy with these cheerful dressing up clothes. Wear them over your own clothes. It has a Velcro fastening. Washable at 30 degrees Celsius. For children between 2.5 and 6 years.

**E575251** Dressing up clothes - Indian (incl. headpiece)



E575251

**E575252** Dressing up clothes - fireman (excl. helmet)



E575252

**E575253** Dressing up clothes - doctor



E575253

**E575254** Dressing up clothes - chef (incl. hat and apron)



E575254

**E575255** Dressing up clothes - king (incl. crown)



E575255

**E575256** Dressing up clothes - princess (incl. crown)



E575256

**E575259** Dressing up clothes - magician (incl. hat)



E575259

**E575260** Dressing up clothes - pirate (incl. top and eye patch)



E575260

**E575261** Dressing up clothes - knight



E575261

**E575263** Dressing up clothes - train driver (incl. hat)



E575263

**E575264** Dressing up clothes - explorer



E575264

**E575265** Dressing up clothes - mailman (incl. hat)



E575265

**E575266** Dressing up clothes - captain (incl. hat)



E575266

**E575267** Dressing up clothes - astronaut



E575267

**E575268** Dressing up clothes - cowboy



E575268

**E575269** Dressing up clothes - worker



E575269

**E575205** Helmet fire man



E575205

## Dressing up clothes

**E575270** Dressing up clothes 1 - set of 4

**E575271** Dressing up clothes 2 - set of 4

**E575272** Dressing up clothes for professions - set of 5



E575272

E575270



E575271



## Clothes rack ▶

This wooden clothes rack offers place for hats, dresses and shoes. As it is provided with a full size mirror, the children can admire themselves when they are dressed up. The shoes and hats can be kept in the plastic storage box (not included). Dimensions: 130 x 75 x 45 cm.

**E009114** Clothes rack

## Plastic storage box ▶

Plastic storage box for Clothes rack E009114.

**E578930** Plastic storage box



# Keyword Index

3-Dimensions	95	Beetle counting game	18	Coffee-maker	165
3 stages story	54	Belobigungsstempel Spitze	129	Collect 4!	47
4 stages story	54	Beloningsstempels tekstballon	127	Colodie	68
5 stages story	54	Beloningsstempels goed gedaan	127	Colour die	68
59 Stempel in Schachtel	129	Beloningsstempels vet cool	127	Colour dominoes	67
60 Buchstabenstempel volle Linien	128	Biscuits and cakes (12)	167	Colour nuance	69
60 Letterstempels in kunststof doos	118	Blindfolds - set of 4	113	Combi	103
		Block in sight	95	Combi letters	126
<b>A</b>		Bolt together	105	Combino	112
Abacus 3 x 20 pupils	36	Boxes	124	Combino animals	112
Abacus 5 x 10 pupils	36	Broom stand	162	Comprehension lotto	101
Abacus 5 x 10 teacher	36	Buchstabenkasten magnetisch	128	Counters	44
Abacus 5 x 20 pupils	36	Building mat	169	Counters, two-coloured	44
Abacus 5 x 20 teacher	36	Building mat rack	170	Counting bus with trailer - large	18
Above and beneath puzzles	150	Building spatial	83	Counting bus with trailer - mini	18
Above and beneath puzzles 120	151	Build together	106	Counting caps (300)	20
Activity die	140			Counting circle	17
Animal doku	111	<b>C</b>		Counting diagram 1 - 5	16
Animal memo	102	Cards with tally marks 0-20	30	Counting diagram 6 - 10	16
Animal puzzles mother + child	147	Cash register wood	168	Counting diagrams 11 - 15 + 16 - 20	16
Apple tree counting game	23	Cause and effect	55	Counting eggs	20
Area	49	Chain links (200)	139	Counting frame cards up to 20	27
Audio-lotto	110	Chair	161	Counting frame stamps	27
Augmented reality	149	Children's activities puzzles	148	Counting frame up to 20 pupils	26
		Circo	94	Counting frame up to 20 teacher	26
		Clips chalkboard (5)	35	Counting frame up to 100 pupils	33
<b>B</b>		Clips wipe-clean (5)	35	Counting hands	19
Baby puzzles	146	Clock analogue-digital pupils	63	Counting memo	15
Balls Split(s)box pupils	26	Clock analogue-digital teacher	61	Counting panorama	17
Balls Split(s)box teacher	26	Clock basic teacher	61	Counting rail	34
Base 10 assortment	32	Clock dominoes analogue-digital	64	Counting street	17
Base 10 magnetic 3D	33	Clock hours and minutes pupils	62	Covering plate	50
Base 10 magnetic assortment blank	32	Clock hours and minutes yellow pupils	63	Cube chair	161
Base 10 pupils	33	Clock magnetic teacher	61	Cube table	161
Base 10 set	32	Clock round up to 24 - analogue pupils	62	Cupboard	161
Base 10 stamps	33	Clocks 12 and 24 hours pupils	62		
Basic-fraction dominoes	42	Clocks 12 hours pupils	62	<b>D</b>	
Bead bar up to 100 pupils	34	Clocks 12 hours and minutes pupils	62	Decimal dominoes	46
Bead bar up to 100 teacher	34	Clock small pupils	63	Details	111
Beads counting game	131	Clock stamp analogue - digital 12 hours	64	Diagram environment	74
Beads pattern game	73	Clock stamp analogue - digital 24 hours	64	Diagram food	74
Bead string up to 10 pupils	28	Clock stamps 4 cm	64	Diagram Volume	50
Bead string up to 10 teacher	27	Clock stamps 6 cm	64	Dice 1-12	31
Bead string up to 20 pupils	28	Clock synchronous pupils	62	Dice -6 up to 6	31
Bead string up to 20 teacher	28	Clock synchronous teacher	60	Dice blank	43
Bead string up to 30 pupils	28	Clock synchronous yellow pupils	63	Dice chalkboard (4)	43
Bead string up to 30 teacher	28	Clock with removable numbers	60	Dice wipe-clean (4)	43
Bead string up to 100 pupils	34	Clock with various clock faces teacher	61	Direction game	79
Bead string up to 100 pupils	35	Clothes rack	173	Divide the cupcakes	22
Bead string up to 100 teacher	34	Coding animals	79	Dividing wall	106
Bear sorting game	76				

Doll buggy wood	163	Find and count magnetic	20	Horse harness with bell	141
Doll chair	163	Find and count on colour	14	Horse harness with safety button	141
Doll changing pillow	161	Find and count up to 10	14	House project	101
Doll clothes airer wood	162	Find and count up to 20	15	Hundred board magnetic	38
Doll crib wood	162	Find the row	76	Hygiene puzzles	148
Doll pram wood	163	Fish set (12)	166		
Dolls house	171	Five in a row - math	19	<b>I</b>	
Dot dice (2)	31	Floor dominoes traffic	104	Inlay puzzle board fingers and toes	15
Dot dice blue / red	31	Forms row	71	Inlegplaat	125
Dotsy	22	Fraction dice	41	Insert mosaic 10 mm/15 mm	135
Double	43	Fraction dice large	41	Iron	163
Do Zoo	106	Fraction dominoes	42	Ironing board	163
Dresscode	76	Fraction dominoes in numbers addition	46		
Dress doll Ed	132	Fraction dominoes in pictures round	41	<b>J</b>	
Dressing up clothes	170, 171	Fraction set linear	39	Jigsaw puzzles	146
Dubbelwoord	119	Fraction set round pupils	39		
Dustpan plastic	162	Fraction set square pupils	39	<b>K</b>	
Dutch market	125	Fraction stamps round	41	Kiene Klanken	11, 115
		Fraction stamps square	41	Kitchen centre	165
<b>E</b>		Fraction sticks	39	Kitchen corner - cooker	164
Egg set	167	Fruit set large (24)	166	Kitchen corner - refrigerator	164
Einlegeplatte	128	Fun buttons (200)	139	Kitchen corner - sink unit	164
Electricity set	96	Furniture	161	Kitchen corner - washing machine	164
Embroidery set	132			Klasse Klanken	115
Emotion die	108	<b>G</b>		Klik het woord	116
Emotion game	108	Game card holder red	103	Klinkerdief	127
Euro banknotes assortment in folder	58	Garage	170	Klok hout 12 uur leerling	125
Euro banknotes set	58	Garage large	170	Klok met woorden leerling	125
Euro banknotes, sets of 100	58	Geometric board	131	Knob puzzle - farm	143
Euro banknotes sorting tray	57	Geometric sand shapes	51	Knob puzzle - fruit	143
Euro banknote stamps	59	Geometric shapes puzzle	68	Knob puzzle - geometric shapes	145
Euro coins assortment in box	56	Geo Zoo	48	Knob puzzle - pets	143
Euro coins set	57	German market	128	Knob puzzles surprise	144
Euro coins, sets of 100	57	Getting dressed puzzle boy / girl	155	Knob puzzle surprise - animal houses	144
Euro coins sorting tray	56	Großbuchstabenstempel Umrisslinien	129	Knob puzzle surprise - bedroom	144
Euro coin stamps	59	Growth puzzles	155	Knob puzzle surprise - birthday	144
Euro set magnetic pupils	59			Knob puzzle surprise - dino	144
Euro set magnetic teacher	59	<b>H</b>		Knob puzzle surprise - picnic	144
Euro sorting tray	56	Halves dominoes	103	Knob puzzle surprise - princess	144
Extra set of plastic bowls	52	Hand brush	162	Knob puzzle - tools	145
Extreme weather puzzles	153	Hand brush wood	162	Knob puzzle - vegetables	143
		Happy hammer farm set	134	Knob puzzle - vehicles	145
<b>F</b>		Happy hammer geo	134	Kralo group set - round	136
Farmhouse wood	169	Happy hammer - numbers	13	Kralo group set - square	136
Feel shapes	113	Health puzzles	147		
Feel the letter	138	Heavier and lighter	53	<b>L</b>	
Feel the number	138	Help Kitty Help	23	Lace together	105
Figurogram	82	Holder bead strings	29	Lacing sea animals	72
Figurovorm	68	Holder for self-assessment dice pupils	122	Large die blue / red / green	20
Find and add	23	Horse harness	141	Large wooden building blocks	85

Large wooden building blocks in 3 boxes	85	Math box 2	87	<b>O</b>	
Layer puzzle daily rhythm	155	Math box 3	88	Occupation project	101
Layer puzzle - dino museum (100)	154	Math box 4	88	Operations buddies	45
Layer puzzle - princess castle (89)	154	Math box 5	88	Oppositions	102
Layer puzzles	154	Math box 6	89		
Leg de letter	115	Math box 7	89	<b>P</b>	
Letterblokjes	116	Math box magnetic	44	Panorama	73
Letter-dobbelstenen	126	Math dice large	30	Pawns	44
Letterdobbelstenen 3 cm	126	Math dominoes addition up to 100	46	Percentage dominoes	42
Letterdoos magnetisch	125	Math puzzles	14, 24, 157	Perspectivo	82
Letterklankstempels	118	Math puzzles up to 20	24, 157	Peutra	69
Letterrondo	119	Maxi insert mosaic	135	Picto	107
Letterspel	119	Maxi stringing beads	73	Pillow and blankets	162
Letterstempels	118	Me and my emotions	108	Pizza set (8)	166
Letterstempels in kunststof doos	118	Measure and compare	49	Place the animals	79
Lettertje tik	117	Measure, compare and count	49	Place value cards	38
Letterwoord	119	Measuring balance	56	Plastic storage box	173
Life cycles	55	Meat set (12)	166	Plastic weights	52
Line puzzle	94	Met andere woorden	116	Play boat large	169
Linkprint 1-2-3	31	Milk, yoghurt and cheese set (12)	166	Play car large	169
Linkprint 50/2	126	Mindmapping - sort the picture	99	Play mat 120 x 200 cm - city	170
Linkprint 74/2	126	Mini-Midi-Maxi	81	Play mat 120 x 200 cm - farm/zoo	170
Linkprint 116/4	128	Mirror drawing	95	Plus	71
Linkprint 121/6	126	Mirrors	95	Power puzzles - Augmented Reality	149
Listening lotto	110	Mirror with wooden bar	169	Puzzle case 24 (empty)	158
Listen to this	107	Mirrorworld	94	Puzzle case 34 (empty)	158
Logic	55	Motor skills board - flowers	137	Puzzle sets girls / boys	146
Lokon 156 pieces	92	Motor skills boards	137		
Lokon 156 pieces in cardboard box	92	Motor skills board - writing shapes	137	<b>R</b>	
Lokon 156 pieces in polybag	92	Motor skills cards	137	Rail-number stamps	21
Lokon 312 pieces	92	Multiplication cards up to 20	45	Railway train set	170
Lokon 468 pieces	93	My world puzzles	152	Rainbow beads (250)	131
Lokon 624 pieces	92			Rake 75 cm blue	51
Lokon discovery	93	<b>N</b>		Reasoning with the Rekenrek	27
Lokon excellent	93	Number cards magnetic up to 100	38	Repeat the bead	73
Lokon scenery	93	Number cards up to 20	30	Resulta	55
		Number cards up to 100	38	Rewarding stamps blue	123
<b>M</b>		Number clips up to 20	30	Rewarding stamps emoticons	123
Magic numbers	10, 13	Number clips up to 100	37	Rewarding stamps red	123
Magic Phonics	11, 109	Number game	23	Rewarding stamps smile	123
Magnetic design board	138	Number line up to 20 teacher	29	Rewarding stamps yellow	123
Magnetic fraction set linear pupils	40	Number line up to 100 pupils	37	Rewarding stamps young animals	123
Magnetic fraction set linear teacher	40	Number line up to 100 teacher	37	Rijmduo	120
Magnetic fraction set round pupils	40	Number line up tot 20 pupils	29	Rijmtrio	120
Magnetic fraction set round teacher	40	Number puzzle 1-10	16	Rings & sticks	69
Magnetic? Yes or no	76	Number stamps	21	Role play furniture unit	168
Make 10!	47	Number stamps in box	21	Room broom (soft)	162
Make the right move	78, 140	Number stamps up to 20	21		
Math blocks in bucket	44	Nuts and bolts(64)	139	<b>S</b>	
Math box 1	87			Sand and water table	50



Sand bucket	51	Story sheets	100	Verti-fix Animals	84
Sand sieve	51	Story theatre	100	Verti-fix snap cubes	84
Sand-water scoop	51	Street action puzzles	150	Vetrovorm	133
Scales	52	Street broom	162	Vijf op een rij - beginklank	121
Scope school set colour	90	String laces (24)	133	Vijf op een rij - eindklank	121
Scope school set colour extra	91	Summer skis (2 children)	141	Vijf op een rij - middenklank	121
Scope school set mix	91			Vista	81
Scope school set transparent	91	<b>T</b>		Vocabulary bingo	100
Scope set junior	90	Table	161	Vocabulary puzzle with mixed sized pieces	156
Screwy	135	Tactile box wood	114		
Search and find	112	Tactile dice game	113	<b>W</b>	
Search and find - shadow and contour	82	Tactile material - geometrical shapes	114	Walking stilts	141
Search the shape	71	Tactillo	114	Washing up bowl	165
Seasons puzzle in 4 layers	155	Talk together	105	Water buddies	49
Seasons puzzles 1	151	Team building	81	Wat rijmt niet?	120
Seasons puzzles 2	151	Technology and transport puzzles	153	Weight tubes	53
Self-assessment dice pupils	122	Telephone set	163	What's missing?	111
Self-assessment die teacher	122	Tello	17	Where does it belong?	75
Shadow game	82	Tens cards	35	Which is wrong?	72
Shapes game	67	The four seasons puzzles	152	Wooden building blocks blank	85
Shape sorting puzzle	67	Thematic counting game	18	Wooden dominoes set	85
Shapes tower	69	Thinkstep red	96	Wooden frame stand	105
Shape together	10	Thinkstep yellow	96	Write activity cards set 1	139
Shape together	66	Throwing game	141	Writing patterns	139
Shopping trolley	168	Timmer het woord	117		
Shop playhouse	168	Toaster	165	<b>Z</b>	
Signal dice	122	Toy bread (6)	167	Zoek het woord	120
Sliding stories	107	Toy cheese (6)	167		
Sorting blocks	67	Toy croissants plastic (24)	167		
Sorting lotto animals	74	Toy cutlery plastic - 24 pieces in wooden box	165		
Sorting lotto - animals and their food	75		165		
Sorting lotto outside	74	Toy ice cream (12)	167		
Sorting lotto seasons	74	Toy photo camera	163		
Sound tubes	110	Traffic light (self-assessment)	122		
Spade 65 cm yellow	51	Traffic play mats	171		
Spade 80 cm red	51	Transport puzzles	150		
Sparkling beads (108)	132	Triama - butterflies	156		
Sparkling beads (252)	132	Triangle game	94		
Spider sorting puzzle - emotions	107	Trio	103		
Spider sorting puzzles	75	Tripto	127		
Split(s)box pupils	25	Tweezers (4)	133		
Split(s)box teacher	25				
Split(s)cards	26	<b>U</b>			
Stamp pad	124	Universal puzzle case (empty)	158		
Standaard, hout	121	Vegetable set (12)	166		
Steering box	169	Vehicle puzzle box	146		
Stick the shape	71	Verti-blocs blocks	83		
Stilts wood	141	Verti-blocs set A	83		
Store shelves	168	Verti-blocs set B	83		
Story dice	104	Verti-fix	84		

---

© 2019 Heutink International

Even though our catalogue has been created with the utmost care, it can nevertheless contain mistakes or inaccuracies.  
All rights reserved. For our terms and conditions, please refer to the website [www.heutink.com](http://www.heutink.com)





**Heutink International B.V.**

Industriepark 14 | 7021 BL | Zelhem, The Netherlands

Phone: +31 (0) 314 627 127 | Fax: +31 (0) 314 627 128 | [info@heutink.com](mailto:info@heutink.com) | [www.heutink.com](http://www.heutink.com)